

## Remote Learning Packet

*NB: Please keep all work produced this week. Details regarding how to turn in this work will be forthcoming.*

**March 30 - April 3, 2020**

**Course:** 9 Spanish I

**Teacher(s):** Ms. Barrera [anna.barrera@greatheartsirving.org](mailto:anna.barrera@greatheartsirving.org)

Supplemental links: [www.conjuguemos.com](http://www.conjuguemos.com)  
[www.spanishdict.com](http://www.spanishdict.com)

### Weekly Plan:

Monday, March 30

- Textbook, page 170 Read in the Arte y Cultura Espana - *El Quitasol*
- Core Practice Workbook handout 4A-4

Tuesday, March 31

- Textbook, page 177. Read Cultura Section - El mundo hispano about *Pasear*
- Guided Practice Activities 4A-1 and 4A-2

Wednesday, April 1

- Textbook, page 180 - Activity 11
- Textbook, page 181 - Activity 12

Thursday, April 2

- Textbook, page 181 - Activity 13:
- Textbook, page 181 - Read Cultura Section - Los clubes de deportes y los gimnasios

Friday, April 3

- Textbook, page 183 - Learning how to pronounce words according to the stress and accent rules.
- Textbook, page 184 - Grammar: Activity 15 - Read about the interrogatives and formulating Interrogative sentences.

### Statement of Academic Honesty

I affirm that the work completed from the packet is mine and that I completed it independently.

I affirm that, to the best of my knowledge, my child completed this work independently

---

Student Signature

---

Parent Signature

## **Monday, March 30**

Capitulo 4A Adonde vas? Objective: Read and write about leisure activities

1. Textbook, page 170 Read in the Arte y Cultura Espana about “El Quitasol” then in a loose-leaf paper answer the question at the end of the article.
2. Core Practice Workbook handout 4A-4: “El Horario de Tito”. Look at Tito’s schedule for part of the month of February. Then answer the questions about his activities in complete sentences.

## **Tuesday, March 31**

Capitulo 4A Adonde vas? Objective: Read about leisure activity and learn the verb “ir” to go.

1. Textbook, page 177. Read in the Cultura section - El mundo hispano about *Pasear* then in a loose-leaf paper answer the question in Spanish next to Pre-AP Integration. Second, translate the reading to English.
2. Guided Practice Activities 4A-1 and 4A-2: The verb *ir* (p. 180).

## **Wednesday, April 1**

Capitulo 4A Adonde vas? Objective: Read and write about where you and others go.

1. Textbook, page 180 - Activity 11: Write the entire email and fill in the blanks with the appropriate answers in a loose-leaf paper.
2. Textbook, page 181 - Activity 12: Read the email from Activity 11 again and answer the 5 questions in a loose-leaf paper.

## **Thursday, April 2**

Capitulo 4A Adonde vas? Objective: Practice conjugating the verb “ir” in sentences.

1. Textbook, page 181 - Activity 13: Read the sentence and determine who does the activity. Using the correct form of “ir”, ask where they go to do the activity. Write both A and B since you don’t have a partner. Use the model highlighted in blue as an example.
2. Textbook, page 181 - Cultura Section - Los clubes de deportes y los gimnasios: Read and answer the question at the end of the reading.

## **Friday, April 3**

Capitulo 4A Adonde vas? Objective: Learning how to pronounce words according to the stress and accent rules.

1. Textbook, page 183 - Pronunciacion. Read about the stress and accents. Then say each word listed in your book (183) paying close attention to the stress and pronunciation according to the general rules as stated in number 1. In number 2 learn about when words end in a consonant. Say the words listen under number 2 and listen that you stress the last syllable. Under the number 3 say the words and stress the syllable that has the accent. Finally, read the song *La Bamba* and say each word with the stress on the correct syllable according to the rules that you just learned.
2. Textbook, page 184 - Grammar: Asking questions. Read about the interrogatives Activity 15: Unscramble the questions then write them in the correct order in a loose-leaf paper.





Nombre \_\_\_\_\_

Hora \_\_\_\_\_

**Capítulo 4A**

Fecha \_\_\_\_\_

Core Practice **4A-4****El horario de Tito**

Look at Tito's schedule for part of the month of February. Then answer the questions about his activities in complete sentences.

<b>F E B R E R O</b>						
<i>lunes</i>	<i>martes</i>	<i>miércoles</i>	<i>jueves</i>	<i>viernes</i>	<i>sábado</i>	<i>domingo</i>
<b>8</b> trabajar	<b>9</b> nadar	<b>10</b> estudiar en la biblioteca	<b>11</b> trabajar	<b>12</b> ir al cine	<b>13</b> ir al gimnasio	<b>14</b> ir a la iglesia
<b>15</b> trabajar	<b>16</b> practicar karate	<b>17</b> estudiar en la biblioteca	<b>18</b> trabajar	<b>19</b> ir al cine	<b>20</b> ir al gimnasio	<b>21</b> ir a la iglesia
<b>22</b> trabajar	<b>23</b> levantar pesas	<b>24</b> estudiar en la biblioteca	<b>25</b> trabajar	<b>26</b> ir al cine	<b>27</b> ir al gimnasio	<b>28</b> ir a la iglesia

1. ¿Qué hace Tito los viernes?

---

2. ¿Cuándo estudia Tito en la biblioteca?

---

3. ¿Cuándo hace ejercicio Tito?

---

4. Generalmente, ¿cuándo trabaja Tito?

---

5. ¿Qué hace Tito los lunes?

---

6. ¿Cuándo va a la iglesia Tito?

---

7. ¿Qué hace Tito los fines de semana?

---



Nombre \_\_\_\_\_ Hora \_\_\_\_\_

**Capítulo 4A**

Fecha \_\_\_\_\_ **Guided Practice Activities 4A-1**

**The verb *ir* (p. 180)**

• The verb *ir* means "to go." It is irregular. Here are its forms.

yo	voy	nosotros/nosotras	vamos
tú	vas	vosotros/vosotras	vais
usted/él/ella	va	ustedes/ellos/ellas	van

• ¡Vamos! means "Let's go!"

**A.** Choose the correct subject pronoun for each form of *ir* and circle it.

- |                               |                         |
|-------------------------------|-------------------------|
| 1. ( tú / él ) va             | 5. ( ustedes / él ) van |
| 2. ( yo / usted ) voy         | 6. ( tú / yo ) vas      |
| 3. ( ellas / nosotras ) vamos | 7. ( ellos / ella ) van |
| 4. ( usted / ustedes ) va     | 8. ( yo / ella ) va     |


**B.** Now, write the correct form of *ir* next to each subject pronoun.

- ella \_\_\_\_\_
- ustedes \_\_\_\_\_
- yo \_\_\_\_\_
- nosotros \_\_\_\_\_
- tú \_\_\_\_\_
- él \_\_\_\_\_
- ellos \_\_\_\_\_
- usted \_\_\_\_\_

**C.** Complete each sentence by writing in the correct form of *ir*.

- Yo \_\_\_\_\_ al cine para ver una película.
- Ellas \_\_\_\_\_ al parque para correr.
- Nosotros \_\_\_\_\_ al gimnasio para levantar pesas.
- Tú \_\_\_\_\_ al restaurante para comer.
- Ella \_\_\_\_\_ a la piscina para nadar.

© Pearson Education, Inc. All rights reserved.



Nombre \_\_\_\_\_ Hora \_\_\_\_\_

**Capítulo 4A**

Fecha \_\_\_\_\_

**Guided Practice Activities 4A-2**

**The verb *ir* (continued)**

- When *ir + a* is followed by the definite article *el*, *a + el* combines to form **al**:  
(*vamos a*) + (*el parque*) = **Vamos al parque.**

**D.** Complete each sentence by writing a form of *ir + al* or *a la*. Remember to use **al** when the noun after the write-on line is masculine. Use **a la** when the noun is feminine. Follow the models.

**Modelos** Ellos van al parque.  
Ellos van a la oficina.

1. Silvia \_\_\_\_\_ casa.
2. Cristina y María \_\_\_\_\_ café.
3. Tú \_\_\_\_\_ playa.
4. Nosotros \_\_\_\_\_ parque.
5. Usted \_\_\_\_\_ campo.
6. Yo \_\_\_\_\_ piscina.

- To ask where someone is going, use **¿Adónde?** as in: **¿Adónde vas?**
- To answer, use forms of *ir + a* as in: **Voy a la oficina.**

**E.** Complete the following exchanges by finishing the second sentence with a form of *ir* and the place indicated. Follow the model.

**Modelo**



el cine

—¿Adónde vas?

—Yo voy al cine.

1.

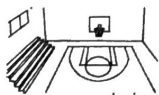


el parque

—¿Adónde vamos?

—Nosotros \_\_\_\_\_.

2.

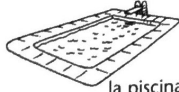


el gimnasio

—¿Adónde van?

—Ellas \_\_\_\_\_.

3.



la piscina

—¿Adónde va?

—Él \_\_\_\_\_.

4.



la iglesia

—¿Adónde voy?

—Tú \_\_\_\_\_.

© Pearson Education, Inc. All rights reserved.



Nombre \_\_\_\_\_ Hora \_\_\_\_\_

**Capítulo 4A**

Fecha \_\_\_\_\_ Core Practice **4A-4**

**El horario de Tito**

Look at Tito's schedule for part of the month of February. Then answer the questions about his activities in complete sentences.

F E B R E R O						
<i>lunes</i>	<i>martes</i>	<i>miércoles</i>	<i>jueves</i>	<i>viernes</i>	<i>sábado</i>	<i>domingo</i>
<b>8</b> trabajar	<b>9</b> nadar	<b>10</b> estudiar en la biblioteca	<b>11</b> trabajar	<b>12</b> ir al cine	<b>13</b> ir al gimnasio	<b>14</b> ir a la iglesia
<b>15</b> trabajar	<b>16</b> practicar karate	<b>17</b> estudiar en la biblioteca	<b>18</b> trabajar	<b>19</b> ir al cine	<b>20</b> ir al gimnasio	<b>21</b> ir a la iglesia
<b>22</b> trabajar	<b>23</b> levantar pesas	<b>24</b> estudiar en la biblioteca	<b>25</b> trabajar	<b>26</b> ir al cine	<b>27</b> ir al gimnasio	<b>28</b> ir a la iglesia

1. ¿Qué hace Tito los viernes?

*Tito va al cine los viernes.*

2. ¿Cuándo estudia Tito en la biblioteca?

*Tito estudia en la biblioteca los miércoles.*

3. ¿Cuándo hace ejercicio Tito?

*Tito hace ejercicio los sábados (y los martes).*

4. Generalmente, ¿cuándo trabaja Tito?

*Generalmente, Tito trabaja los lunes y los jueves.*

5. ¿Qué hace Tito los lunes?

*Tito va al gimnasio los sábados.*

6. ¿Cuándo va a la iglesia Tito?

*Tito va a la iglesia los domingos.*

7. ¿Qué hace Tito los fines de semana?

*Tito va al gimnasio y a la iglesia los fines de semana.*

© Pearson Education, Inc. All rights reserved.



Nombre \_\_\_\_\_

Hora \_\_\_\_\_

**Capítulo 4A**

Fecha \_\_\_\_\_

**Guided Practice Activities 4A-1**

**The verb *ir* (p. 180)**

- The verb *ir* means "to go." It is irregular. Here are its forms.

yo	<b>voy</b>	nosotros/nosotras	<b>vamos</b>
tú	<b>vas</b>	vosotros/vosotras	<b>vais</b>
usted/él/ella	<b>va</b>	ustedes/ellos/ellas	<b>van</b>

- ¡Vamos! means "Let's go!"

**A.** Choose the correct subject pronoun for each form of *ir* and circle it.

1. ( tú / él ) va
2. ( yo / usted ) voy
3. ( ellas / nosotras ) vamos
4. ( usted / ustedes ) va
5. ( ustedes / él ) van
6. ( tú / yo ) vas
7. ( ellos / ella ) van
8. ( yo / ella ) va

**B.** Now, write the correct form of *ir* next to each subject pronoun.

1. ella \_\_\_\_\_ **va** \_\_\_\_\_
2. ustedes \_\_\_\_\_ **van** \_\_\_\_\_
3. yo \_\_\_\_\_ **voy** \_\_\_\_\_
4. nosotros \_\_\_\_\_ **vamos** \_\_\_\_\_
5. tú \_\_\_\_\_ **vas** \_\_\_\_\_
6. él \_\_\_\_\_ **va** \_\_\_\_\_
7. ellos \_\_\_\_\_ **van** \_\_\_\_\_
8. usted \_\_\_\_\_ **va** \_\_\_\_\_

**C.** Complete each sentence by writing in the correct form of *ir*.

1. Yo \_\_\_\_\_ **voy** \_\_\_\_\_ al cine para ver una película.
2. Ellas \_\_\_\_\_ **van** \_\_\_\_\_ al parque para correr.
3. Nosotros \_\_\_\_\_ **vamos** \_\_\_\_\_ al gimnasio para levantar pesas.
4. Tú \_\_\_\_\_ **vas** \_\_\_\_\_ al restaurante para comer.
5. Ella \_\_\_\_\_ **va** \_\_\_\_\_ a la piscina para nadar.





Nombre \_\_\_\_\_ Hora \_\_\_\_\_

**Capítulo 4A**

Fecha \_\_\_\_\_

**Guided Practice Activities 4A-2**

**The verb *ir* (continued)**

- When *ir* + *a* is followed by the definite article *el*, *a* + *el* combines to form **al**:  
(*vamos a*) + (*el parque*) = **Vamos al parque.**

**D.** Complete each sentence by writing a form of *ir* + **al** or **a la**. Remember to use **al** when the noun after the write-on line is masculine. Use **a la** when the noun is feminine. Follow the models.

**Modelos** Ellos van al parque.  
Ellos van a la oficina.

1. Silvia va a la casa.
2. Cristina y María van al café.
3. Tú vas a la playa.
4. Nosotros vamos al parque.
5. Usted va al campo.
6. Yo voy a la piscina.

- To ask where someone is going, use **¿Adónde?** as in: **¿Adónde vas?**
- To answer, use forms of *ir* + *a* as in: **Voy a la oficina.**

**E.** Complete the following exchanges by finishing the second sentence with a form of *ir* and the place indicated. Follow the model.

**Modelo**



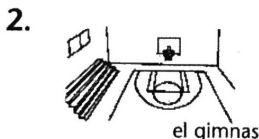
el cine

—¿Adónde vas?  
—Yo voy al cine.



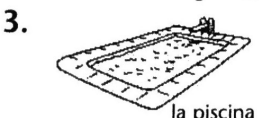
el parque

—¿Adónde vamos?  
—Nosotros vamos al parque.



el gimnasio

—¿Adónde van?  
—Ellas van al gimnasio.



la piscina

—¿Adónde va?  
—Él va a la piscina.



la iglesia

—¿Adónde voy?  
—Tú vas a la iglesia.