



Remote Learning Packet

Kindergarten

March 30–April 3, 2020

Student Name: _____ Teacher: _____

GreatHearts

Irving

Dear Kindergarten Parents,

While we firmly believe in the irreplaceable value of the person-to-person instruction and discussion that a classroom setting provides, this unprecedented situation requires us to provide for student learning to continue at home to the greatest extent possible. This packet is organized by day. Each day contains a collection of instructions and resources that you and your student will need to complete their at-home tasks. These may be completed in any order.

The next page of this packet is an Attendance Affidavit for you to sign and digitally return to the school. Please do so by scanning/taking a photo of the page and emailing it to attendance@greatheartsirving.org. Also included is a page titled “My Learning This Week” which your child should complete at the end of his/her work each day. At the end of the week, please retain your child’s completed packet. Further instructions about how to return at-home student work will be published soon.

As always, if you have questions about the materials you may reach your child’s teacher by email and they will do their best to reply as quickly as they can during normal school hours (7:15–3:45). The most up-to-date information and answers to general questions regarding Great Hearts’s response to the COVID-19 situation can be found at greatheartamerica.org/coronavirus.

Sincerely,

Italy Duncan, KA Lead Teacher
italy.anderson@greatheartsirving.org

Caitlin G’Sell, KB Lead Teacher
caitlin.gsell@greatheartsirving.org

Erica Jacobs, KC Lead Teacher and Kindergarten Team Lead
erica.jacobs@greatheartsirving.org

Mary Fougrousse, KD Lead Teacher
mary.fougrousse@greatheartsirving.org



Student Attendance Affidavit

March 30–April 3, 2020

My Great Hearts Irving Student, _____, to the best of my knowledge, attended to his/her remote learning assignments on the following days:

- Monday, March 30, 2020
- Tuesday, March 31, 2020
- Wednesday, April 1, 2020
- Thursday, April 2, 2020
- Friday, April 3, 2020

Parent Name (printed): _____

Parent Signature: _____ Date: _____

Student Name: _____ Teacher: _____

My Learning This Week

Directions: Write the date in the box on the left; then put a check mark in each box when all of your hard work is done. We miss you, and hope to see you at school again very soon!

Date	My Daily Learning
	<input type="checkbox"/> I spent between 40 and 60 minutes on my daily activities. <input type="checkbox"/> I read all the directions before I asked for more help. <input type="checkbox"/> If required, I wrote all my answers in complete sentences. <input type="checkbox"/> I used my neatest penmanship, and my writing can be read by both me and an adult. <input type="checkbox"/> I double-checked my written answers for correct capitalization, punctuation, and grammar. <input type="checkbox"/> I read for at least 20 minutes today. <input type="checkbox"/> My teacher will be proud of my hard work and perseverance.
	<input type="checkbox"/> I spent between 40 and 60 minutes on my daily activities. <input type="checkbox"/> I read all the directions before I asked for more help. <input type="checkbox"/> If required, I wrote all my answers in complete sentences. <input type="checkbox"/> I used my neatest penmanship, and my writing can be read by both me and an adult. <input type="checkbox"/> I double-checked my written answers for correct capitalization, punctuation, and grammar. <input type="checkbox"/> I read for at least 20 minutes today. <input type="checkbox"/> My teacher will be proud of my hard work and perseverance.
	<input type="checkbox"/> I spent between 40 and 60 minutes on my daily activities. <input type="checkbox"/> I read all the directions before I asked for more help. <input type="checkbox"/> If required, I wrote all my answers in complete sentences. <input type="checkbox"/> I used my neatest penmanship, and my writing can be read by both me and an adult. <input type="checkbox"/> I double-checked my written answers for correct capitalization, punctuation, and grammar. <input type="checkbox"/> I read for at least 20 minutes today. <input type="checkbox"/> My teacher will be proud of my hard work and perseverance.
	<input type="checkbox"/> I spent between 40 and 60 minutes on my daily activities. <input type="checkbox"/> I read all the directions before I asked for more help. <input type="checkbox"/> If required, I wrote all my answers in complete sentences. <input type="checkbox"/> I used my neatest penmanship, and my writing can be read by both me and an adult. <input type="checkbox"/> I double-checked my written answers for correct capitalization, punctuation, and grammar. <input type="checkbox"/> I read for at least 20 minutes today. <input type="checkbox"/> My teacher will be proud of my hard work and perseverance.
	<input type="checkbox"/> I spent between 40 and 60 minutes on my daily activities. <input type="checkbox"/> I read all the directions before I asked for more help. <input type="checkbox"/> If required, I wrote all my answers in complete sentences. <input type="checkbox"/> I used my neatest penmanship, and my writing can be read by both me and an adult. <input type="checkbox"/> I double-checked my written answers for correct capitalization, punctuation, and grammar. <input type="checkbox"/> I read for at least 20 minutes today. <input type="checkbox"/> My teacher will be proud of my hard work and perseverance.

Kindergarten Remote Learning Plan 3/30–4/3

At-home work for Kindergarten is limited to approximately 1 hour per day.

Subject		Mon. 3/30	Tue. 3/31	Wed. 4/1	Thu. 4/2	Fri. 4/3
<i>Math</i> ~10–20 min.		Add and subtract the problems on pg. 85 Come up with your own addition and subtraction problems using items you have at home to show the problem.	Add and subtract the problems on pg. 86 Come up with your own addition and subtraction problems using items you have at home to show the problem.	Complete the subtraction problems on pg.87 Come up with your own addition and subtraction problems using items you have at home to show the problem.	Complete the addition and subtraction problems on pg.88 Come up with your own addition and subtraction problems using items you have at home to show the problem.	Use the number bond mat to help you create addition and subtraction problems. <i>“Part and Part make Whole”.</i> <i>“Whole take away Part makes Part”.</i>
<i>English Language Arts</i> ~10–20 min. total	<i>Spalding</i>	Draw a line between the words that rhyme. (bed/sled)	Underline the correct sentence. (I see a dog.)	Draw a line between the words that rhyme. (house/mouse)	Underline the correct sentence. (I can jump.)	Find a way to do something responsible at your home
	<i>Literature</i>	Write the matching rhyming words on attached paper.	Write the correct sentence neatly on the line.	Write the matching rhyming words on attached paper.	Write the correct sentence neatly on the line.	Draw a picture of how you showed responsibility

	<i>Poetry</i>	Read and recite <i>Rain</i> by Robert Louis Stevenson	Recite <i>Rain</i> Notice and make a list of all the double letter phonograms in the poem.	Recite <i>Rain</i> Draw a picture of a rainy day.	Recite <i>Rain</i> Draw a picture of things you would wear in the rain.	Recite <i>Rain</i>
<i>History</i> or <i>Science</i> ~10 min.		Identify the similarities and differences of school children in parts of Africa.	Sing Insect Song and draw a picture of an insect.	Color the clothing /animals/ instruments of Africa	Cut and Paste Am I an Insect?	Color The Continents
<i>Art</i> or <i>Music</i> ~5 min.		Art: Draw something green	Music: Sing "Hello Song" in as many languages as you can remember!	Art: Illustrate a rhyming word. See Spalding and literature section.	Music: Sing "Head Shoulders Knees and Toes" - choose a short, silly word	Art: draw responsibility picture. See Spalding and literature section.
<i>Latin</i> or <i>PE.</i> ~5 min.		Latin: Counting from 0-20 in Latin	P.E.: Full Body Workout	Latin: Reviewing Vocabulary words	P.E.: Motor Movements	Latin: Latin question and finding Italy on a map

Day 1 Instructions and Resources

Monday, 3/30

Math

Addition and Subtraction (about 10-20 mins.)

- Complete the problems on pg. 85 in your math book (included in the packet).
- Come up with your own addition and subtraction problems and use cheerios (or anything you have at home) to show the problem (ex: cheerios, coins, rocks).
Remember “*Part and Part make Whole*” and “*Whole take away Part makes Part*”.

Spalding/Literature

Rhyming Words worksheet (about 10 mins.)

- Say the words out loud, and draw a line between the words that rhyme (Example: bed, sled).
- Write the rhyming pairs together on the attached handwriting paper in your best Spalding handwriting.

Poetry

Rain by Robert Louis Stevenson (about 5 mins.)

- Read (or have someone read to you) the poem *Rain* by Robert Louis Stevenson, and try to recite as much as you can by yourself.
- Color the picture of the poem.

History

Identify the similarities and differences (about 10 mins)

- Look at both photos of school children from parts of Africa and circle the differences from those two photos and your own school in Irving.
- Then color the similarities. Ask your scholar what parts of the photos they share in common with them and color.

Art (5 min.)



1. Look inside or outside and find something green. Some examples would be a cup or a leaf.
2. Using a sharp pencil, place a horizon line on plain paper.
3. Draw all details of your subject and include at least one of the elements of art we have learned such as line, shape or texture.

Latin (5 min.)


- Count from 0-20 in Latin using your counting fists
- Now close your eyes and count from 0-20 in Latin, but whisper this time.
- Finally, look around you and find 20 things to count in Latin.

16.1


Do and talk.



$$5 + 2 = \square$$




$$5 - 2 = \square$$



Development:
 Give each student five items. Ask them to tell you what happens when two are removed. Ask them to tell you what happens when two more are added. Have them act out a situation using these five items. Repeat this with a different number of items.
 Have the students look at this page. Ask them to describe the first picture with five bees. Tell them two more bees fly to join the five. Ask them to tell you the total number of bees. Refer to $5 + 2$ and say, "At first, there are 5 bees. 2 bees join them." Repeat this with $5 - 2$.



 Draw a line between the words that rhyme.




bed




fox




sock



down



cake



box




sled




clown



rake



clock



Rain

Robert Louis Stevenson

The rain is raining all around,
It falls on field and tree,
It rains on the umbrellas here,
And on the ships at sea.



Monday, 3/30

History

Circle the differences from students in parts of Africa with your own school in Irving. Color in the similarities from the students in parts of Africa with you.



Day 2 Instructions and Resources

Tuesday, 3/31

Math

Addition and Subtraction (about 10-20 mins.)

- Complete the problems on pg. 86 in your math book (included in the packet).
- Come up with your own addition and subtraction problems and use cheerios (or anything you have at home) to show the problem.

Spalding/Literature

Matching the picture to the sentence worksheet (about 10 mins.)

- On each line, read the sentences out loud, or have someone read them to you. Match the correct sentence to what is happening in the picture.
- Copy the correct sentence on the attached handwriting paper in your best Spalding handwriting.

Poetry

Rain by Robert Louis Stevenson (about 5 mins.)

- Practice reciting *Rain*.
- Underline or make a list of all the double letter phonograms you find in the poem.

Science

Sing the "Insect Song" and draw (about 10 mins.)

- Sing the parts of an insect song to the tune of "Head, Shoulders, Knees, and Toes"
- Draw an insect in the box provided.

Music

Sing and review known songs (about 5 minutes):

- Sing our “Hello Song” in as many languages as you can remember. If you can find someone to sing to, you can also pretend to shake their hand on “hello” (air shake!) like we would in our circle. If you need help remembering, here’s the order we learned them in:
 - Hello - English
 - Salve [sahl-way] - Latin
 - Hola [oh-lah] - Spanish
 - Bonjour - French
 - Guten tag [goo-ten-tawg] - German
 - Konnichiwa [koh-nee-chee-wah]- Japanese
 - Jambo - Swahili

P.E.


Full Body Workout (about 5 minutes):

- 1 minute of free stretching (focus on arms and legs)
- 20 jumping jacks
- Complete 15 of your best squats
- 5 sit-ups (have someone hold your feet, or find something in your home to help keep your feet on the ground)
- Challenge: Choose one foot to balance on and see how long you can balance on that foot without the other one touching the ground! When finished switch and try with your opposite foot! (Tip: focus on something that isn’t moving!)

Add and subtract.
Write the numbers.


2 + 1 =

2 - 1 =




4 + 3 =

4 - 3 =



9 - 1 =

9 + 1 =




8 - 4 =

8 + 4 =



6 + 2 =

6 - 2 =




Introduction:

Ask the students to describe what each group of animals is doing.

Development:

Ask the students to tell you the number of hamsters. Then, tell them that three more hamsters join the group. Refer to 4 + 3 and repeat the story. Tell the students to **count on** using counters or their fingers. Refer to the original situation again. Now, tell them that three hamsters left the group. Refer to 4 - 3 and repeat the story. Get the students to cover the hamsters that left the group using their fingers. Alternatively, get the students to do the subtraction using counters.

Underline the sentence that goes with each picture.



It can run.

It can jump.




It can fly.

It can hop.



It can jump.

It can dig.



It can hop.

It can fly.



It can swim.

It can hop.



It can fly.

It can dig.

Tuesday, 3/31

Science

Sing the following song to the tune of "*Head, Shoulders, Knees and Toes*"


Head, thorax, abdomen

Head, thorax, abdomen

Eyes, and mouth, antennae too

Six legs, and there's an insect for you!

Draw a picture of an insect below.



Day 3 Instructions and Resources

Wednesday, 4/1

Math

Addition and Subtraction (about 10-20 mins.)

- Complete the problems on pg. 87 in your math book (included in the packet).
- Come up with your own addition and subtraction problems and use cheerios (or anything you have at home) to show the problem.

Spalding/Literature/Art

Rhyming Words worksheet (about 10 mins.)

- Say the words out loud, and draw a line between the words that rhyme (Example: house, mouse).
- Write the rhyming pairs together on the attached handwriting paper in your best Spalding handwriting.
- Choose one rhyming word from the worksheet (such as *mouse*) and illustrate that word. Be careful to observe the shape, pattern and texture. Lastly, add a shadow with careful values.

Poetry

Rain by Robert Louis Stevenson (about 5 mins.)

- Practice reciting *Rain*.
- Draw a picture of a rainy day.

History

Color items/animals found in Africa (about 10 mins.)

- Color in the instruments, animals, and clothing found in parts of Africa.



Latin:

Say the following vocabulary words 3x each:


Latin	English
sōl	sun
lūna	moon
stēlla	star
terra	earth


16.2

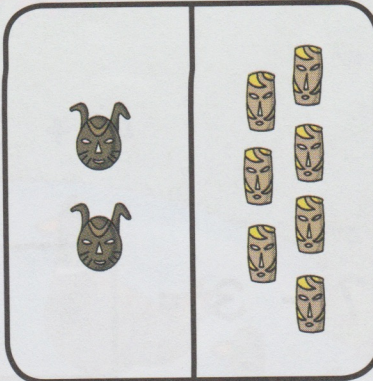

Do and talk.



$$4 + 2 = 6$$


 $6 - 2 = \square$


 $6 - 4 = \square$




Introduction:

Bring different kinds of masks to class. Show these to the students. Ask them to describe these masks.

Development:

Place four masks on the board. Arrange the masks as shown in the first picture. Ask the students to tell you the number of masks needed to make a total of six. Tell them to verify their answers by putting up two more masks on the board. Use connect-a-cubes to model the situation. Then, ask them what happens when two are removed, and when four are removed. Repeat this for the other three situations.



 Draw a line between the words that rhyme.



house



dig



pig




frog



top



mouse



bee



tree

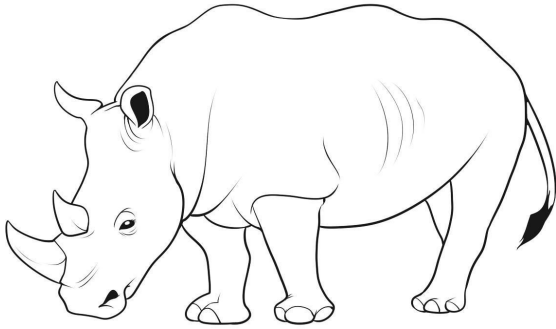


dog

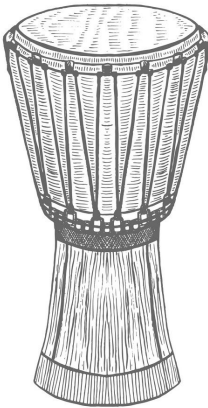


mop

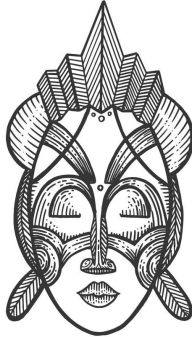
Color in the clothing, instruments, and animals found in the continent of Africa.



White Rhino




Djembe




Mask




Festival Outfits



African Elephant



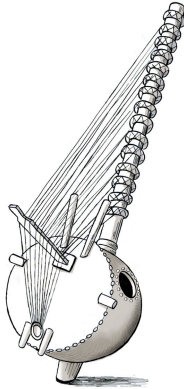
Guinea Fowl



Secretary Bird



Pangolin



Kora

Day 4 Instructions and Resources

Thursday, 4/2

Math

Addition and Subtraction (about 10-20 mins.)

- Complete the problems on pg. 88 in your math book (included in the packet)
- Come up with your own addition and subtraction problems and use cheerios (or anything you have at home) to show the problem.

Spalding/Literature

Matching the picture to the sentence worksheet (about 10 mins.)

- On each line, read the sentences out loud, or have someone read them to you. Match the correct sentence to what is happening in the picture.
- Copy the correct sentence on the attached handwriting paper in your best Spalding handwriting.

Poetry

Rain by Robert Louis Stevenson (about 5 mins.)

- Recite *Rain*.
- Draw a picture of things you would wear in the rain.

Science

Am I an Insect? (about 10 mins.)

- Cut out the animals and glue all the insects(6 legs and 3 body parts) into the jar
- Glue all the non-insect animals in the box

Music

Sing and review known songs (about 5 minutes):

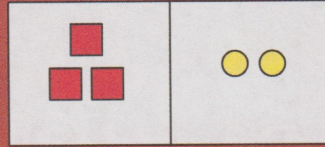
- Sing our “Hello Song.” Challenge: Add another language if you can find another way to say “hello”! If you need help remembering, here’s the order we learned them in:
 - Hello - English
 - Salve [sahl-way] - Latin
 - Hola [oh-lah] - Spanish
 - Bonjour - French
 - Guten tag [goo-ten-tawg] - German
 - Konnichiwa [koh-nee-chee-wah]- Japanese
 - Jambo - Swahili
- Sing “Head Shoulders Knees and Toes” while doing the motions.
 - Challenge: Choose a short, silly word and sing on that word instead, e.g. “boo,” “zoo,” “hey,” etc. or find someone in your family to give you a short, silly word!

PE

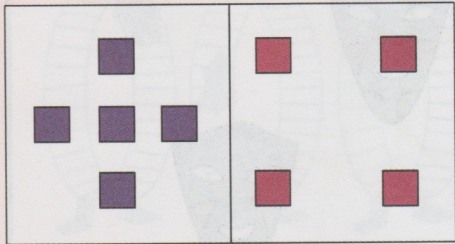
Motor Movements: (about 5 minutes) To practice the following motor movements you can go outside or find a large room. Complete each exercise at least **2 times each** by either going from one fence to another, around the entire room or back and forth between walls or any other marker you can find!)

- Jog (faster than walking)
- Shuffle (body and feet facing sideways)
- Gallop (body and feet face forward, one foot in front entire time)
- Hop (one foot only)
- Skip (if still learning: remember to step with the left foot, then hop on left foot, step with the right foot, then hop on the right foot and continue repeating)

Add and subtract.
Write the numbers.

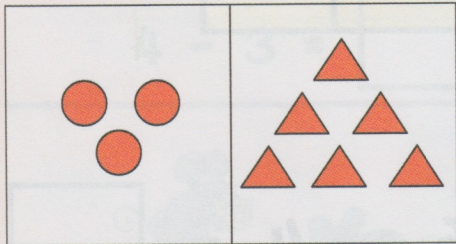


$3 + 2 = 5$
 $5 - 3 = 2$ $5 - 2 = 3$



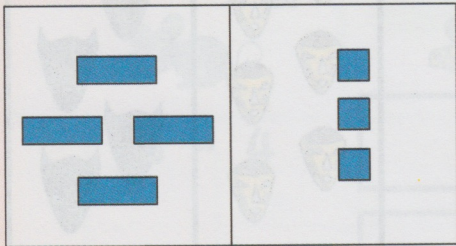
$5 + 4 = \square$

$9 - 4 = \square$ $9 - 5 = \square$



$3 + 6 = \square$

$9 - 6 = \square$ $9 - 3 = \square$




$4 + 3 = \square$

$7 - 3 = \square$ $7 - 4 = \square$



Development:

Show the class a picture card depicting the first picture on this page. Get the students to count on to find the answer to $5 + 4$. Cover the right side of the card. Ask the students to find the answer to $9 - 4$. Repeat this for $9 - 5$.

 Underline the sentence that goes with the picture.



I see a ball.

I see a dog.



I see a doll.

I see a ball.



I see a boat.

I see a dog.



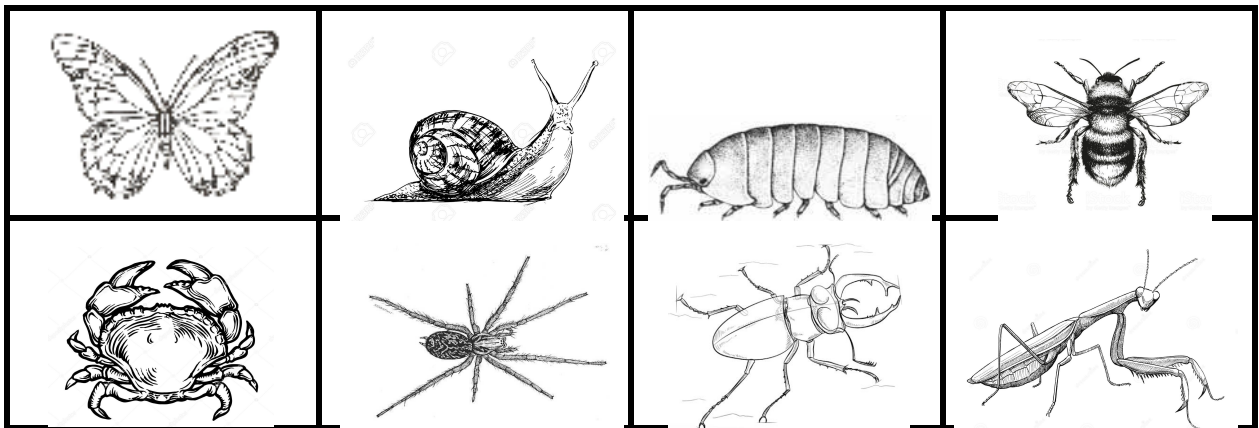


I see a doll.

I see a boat.

Thursday, 4/2

Science

Am I an Insect? Place the insects in the jar. Place the non-insects in the box.



Day 5 Instructions and Resources

Friday, 4/3

Math

Addition and Subtraction (about 10-20 mins.)

- Come up with your own addition and subtraction problems using the number bond mat and items you have at home (ex: cheerios, coins, rocks). Remember "*Part and Part make Whole*" and "*Whole take away Part makes Part*".

Spalding/Literature/Art

Showing Responsibility (about 10 mins.)

- Find a way to do something responsible at your home (Examples: making your bed, helping a family member, cleaning up your toys).
- Draw a picture of how you showed responsibility. First, add a horizon line to your paper and then carefully add the correct shapes and values to your picture.
- As was learned in art class, place a sun in the right corner to show the direction of light. Then, add your shadows to the left of your subject(s).

Poetry

Rain by Robert Louis Stevenson (about 5 mins.)

- Recite *Rain*.
- Practice reciting the poem the way you would in front of the class (clear voice, hands at your side, looking ahead, standing tall).

History

Color the Continents (about 10 mins.)

- Use the color key to properly color in the continents of the world



Latin

- Ask your parents or a sibling to ask you the questions and see how well you can remember the answers.
 - Who spoke Latin? The Romans spoke Latin.
 - Where did the Romans live? The Romans lived in Italy.
 - What does Italy look like? Italy looks like a boot.
 - Which island does the boot kick? The boot kicks Sicily.
 - What is the capital city of Italy? The capital of Italy is Rome.
- Can you find Italy in the picture below? Remember what Italy looks like.




part

part



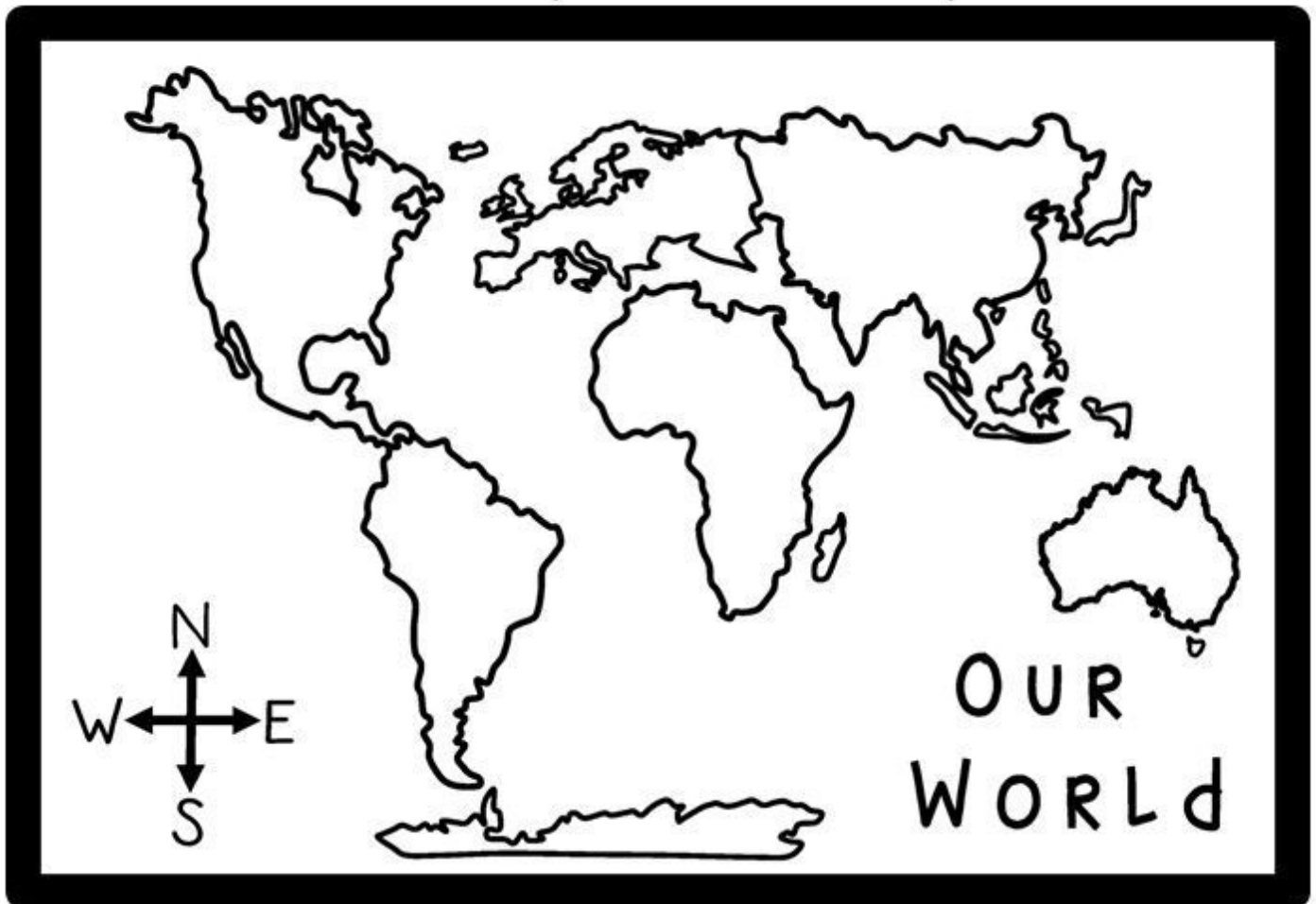
whole



Name _____

Color the Continents

Use the key to color in the map.



South America – PINK

Antarctica – ORANGE

North America – GREEN

Australia – BROWN

Asia – RED

Africa – YELLOW

Europe – PURPLE

Oceans – BLUE