

## Remote Learning Packet

*NB: Please keep all work produced this week. Details regarding how to turn in this work will be forthcoming.*

**April 6 - April 10, 2020**

**Course:** 6 World Cultures

**Teacher(s):** Mrs. Malpiedi [patricia.malpiedi@greatheartsirving.org](mailto:patricia.malpiedi@greatheartsirving.org)

Mr. Loomis [joseph.loomis@greatheartsirving.org](mailto:joseph.loomis@greatheartsirving.org)

### Weekly Plan:

Monday, April 6

- ☐ Review Geographic Terms flashcards (15 minutes)
- ☐ Parent signature on quiz
- ☐ Take Geographic Terms Quiz (10 min)

Tuesday, April 7

- ☐ Make Timeline flashcards (15-20 min)
- ☐ Review Timeline flashcards (10 min)

Wednesday, April 8

- ☐ Review Timeline flashcards (5 min)
- ☐ Add dates to World Cultures Timeline from memory (10 min)
- ☐ Check your answers (10 min)

Thursday, April 9

- ☐ Trace world map
- ☐ Mark map with cultures/periods from the timeline flashcards

Friday, April 10

No classes

### Statement of Academic Honesty

I affirm that the work completed from the packet is mine and that I completed it independently.

I affirm that, to the best of my knowledge, my child completed this work independently

---

Student Signature

---

Parent Signature

## Monday, April 6

Good morning! Today you will take an open-note quiz on the material we learned and studied last week.

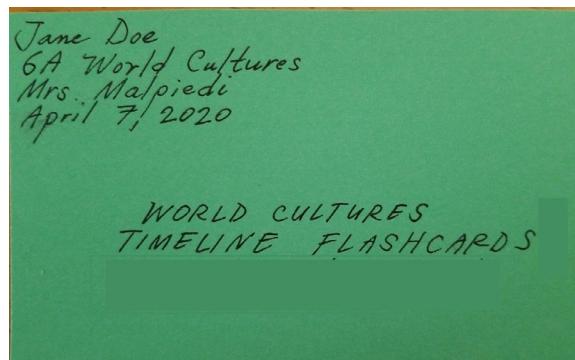
1. Review your Geographic Terms flashcards for up to 15 minutes.
2. Important: Before you take the quiz, found at the end of this packet, please have a parent sign the top noting that it is **not** an open-book quiz.
3. Take up to 15 minutes to take the quiz. Again, you may **not** use your flashcards or the textbook. You will have the chance next week to check your answers. Good luck!

## Tuesday, April 7

Today you will make flashcards to study the start and end dates of the civilizations and major religions we have studied this year. If you don't have index cards, you can use cut-up pieces of paper. (You will need 11 cards total.)

1. On the first flashcard, add your heading to the top left corner. Then, write the following title in the middle of the card: **World Cultures Timeline Flashcards**


For example:



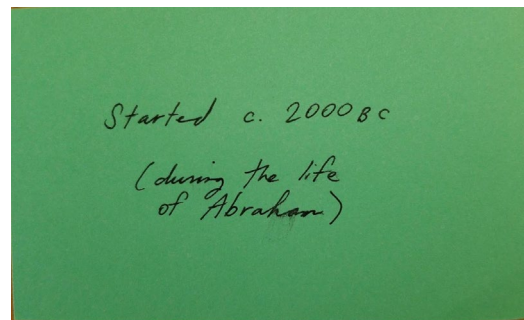

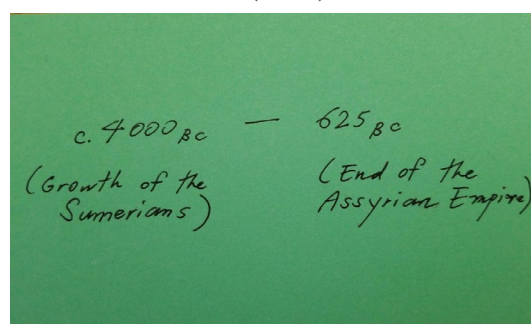
2. On the remaining cards, write down the name of the civilization or religion on one side, and the corresponding dates on the other. Use the information and spelling from the chart on the next page.

For example:

(Front)



(Back)



	Civilization/ Religion	Date Started	Date Ended
A	Ancient Mesopotamia	5000 BC (Sumerians settle in Mesopotamia and build city-states--the first civilization.)	625 BC (End of the Assyrian Empire)
B	Ancient Egypt	4000 BC (Towns develop along the Nile River. King Menes will unite Upper and Lower Egypt in 3300 BC. The New Kingdom, the time of Egypt's "Golden Age" will take place from 1550 to 1070 BC.)	525 BC (The Persians conquer Egypt)
C	Ancient India	c. 4000 BC (Civilization develops in the Indus Valley. The two largest cities by 2000 BC are Mohenjo-Daro and Harappa.)	AD 543 (End of the Gupta Empire)
D	Ancient China	c. 3000 BC (The first towns appear around the Huang He, or Yellow River.)	AD 906 (End of the Tang Dynasty)
E	Ancient Greece	c. 3200 BC (Growth of the Cycladic civilization)	146 BC (End the Hellenistic period)
F	Ancient Rome	753 BC As legend tells, Rome is founded by Romulus and Remus. Rome will see different phases in status and forms of government including the Roman Republic (509 to 27 BC), and the Roman Empire (27 BC to AD 476).	AD 476 (The last of the western Roman emperors is overthrown.)
G	The Byzantine Empire	AD 330 (Constantine founds Constantinople in modern-day Istanbul. The Byzantine Empire is also known as the Eastern Roman Empire.)	AD 453 (Fall of Constantinople to the Ottoman Turks)
H	Judaism	c. 1800 BC (God establishes the covenant, or sacred promise, with Abraham, the leader of the Hebrews and grandfather to Jacob (later renamed Israel.)	
I	Christianity	c. AD 30 (Jesus Christ is born around 3 BC. He begins teaching publicly at about age 30. His teachings were spread after his death on the cross in c. AD 30 throughout the Roman world and then beyond.)	
J	Islam	AD 622 (Muhammad is born in AD 570. At 40 years old he writes the Koran based on visions he has with the Archangel Gabriel. He and his followers flee to Medina in 622, and his following grows from there.)	

3. Review your newly created flashcards for 10 minutes.

## Wednesday, April 8

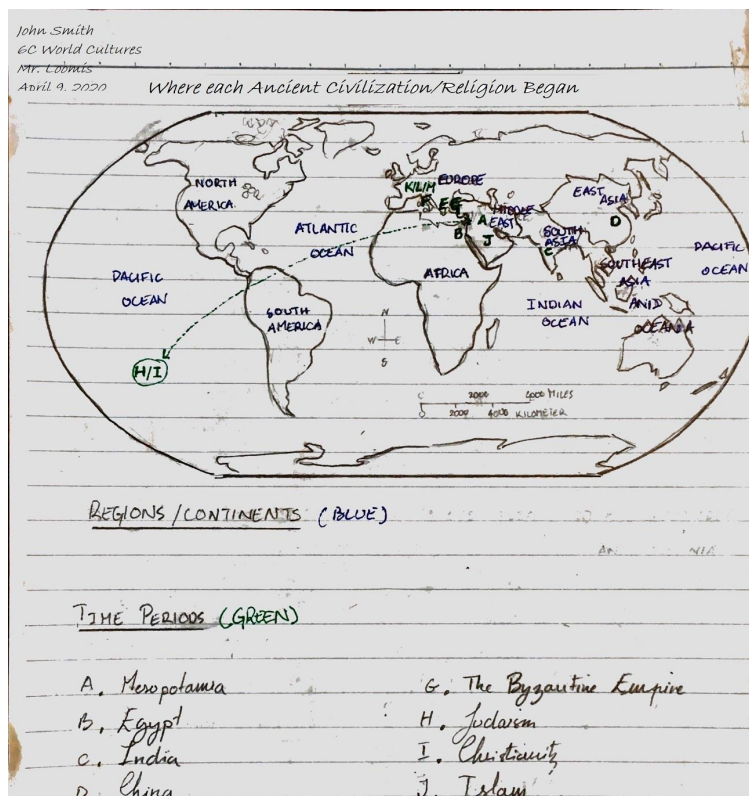
Today you will test your knowledge of the dates we studied yesterday. You will need your Timeline flashcards and either a new page in your notes or a print-out of the worksheet.

1. Review your Timeline flashcards for 5 minutes.
2. Look at the **World Cultures Timeline** worksheet located at the end of this packet. Either copy down the timeline and its dates on a new page in your notes (of course adding your heading and the title **World Cultures Timeline**), or print out the page.
3. *Without* using your flashcards, add as many dates and corresponding names to the timeline as you can. Time yourself. After 10 minutes have elapsed, check your answers and add what you missed.

## Thursday, April 9

Today you will get a better sense of where history has taken place in the world. For this assignment, you will need a new page in your notes, the chart from Tuesday, and at least two different colored pens (one black and one blue, for example).

1. Take out a separate sheet of paper. Add your heading and the following title:  
**Where Each Civilization/Religion Began**
2. Trace the map of the world found on page 1 of the textbook. Outline and label all the continents and oceans.
3. Take out your World Cultures Timeline chart from the Tuesday, April 7 lesson plans (page 3 of this packet.) Match each civilization/ religion with the place it started by *adding the letter on the map*. Some notes:
  - We recommend using a different color pen or pencil for adding the letters.
  - When some of the letters overlap, be creative and find a way to make your work clear and easy to read.
  - Put a key at the bottom of the map!
  - Here is an example of a map tracing with a heading, proper title, a key at the bottom, and countries and oceans labeled:



Monday, April 6, 2020

*I affirm that this is not an open-book quiz. My child does not have open any notes or the textbook as he/she takes it.*

\_\_\_\_\_(Parent Signature)

## Geographic Terms Quiz

**This is not an open-book quiz.** Match the number from the descriptions on the right with the terms on the left.

Term	Description
___ Bay	1. Body of water surrounded by land.
___ Tributary	2. Place where a river empties into a larger body of water.
___ Mountain	3. Area of raised land that is lower and more rounded than a mountain.
___ Cape	4. Part of a body of water that is partly enclosed by land.
___ Lake	5. Large area of high land that is flat or gently rolling.
___ Strait	6. High, steep, rugged land area that rises sharply above the surrounding land.
___ Mouth of a River	7. Place where a river begins.
___ Coast	8. Narrow point of land that extends into a body of water.
___ Source of a River	9. Large stream of water that empties into an ocean, a lake, or another river.
___ Isthmus	10. Narrow channel that connects two larger bodies of water.
___ Delta	11. Stream or small river that flows into a larger stream or river.
___ Peninsula	12. Ridge that separates rivers that flow in one direction from those that flow in the opposite direction.
___ River Valley	13. Broad area of fairly level land that is usually close to sea level.
___ Hill	14. Land drained or watered by a river.
___ Divide	15. Land that borders the sea or an ocean.
___ Plain	16. Area formed by soil deposited at the mouth of a river.
___ River	17. Piece of land that is surrounded by water on three sides.
___ Plateau	18. Narrow strip of land joining two large land areas or joining a peninsula to a mainland.

---

---

---

Wednesday, April 8, 2020

## World Cultures Timeline

**5000BC**

**4000BC**

**3000BC**

**2000BC**

**1000BC**

**1AD**