



# Remote Learning Packet

## Kindergarten

April 27–May 1, 2020

Student Name: \_\_\_\_\_ Teacher: \_\_\_\_\_





## Student Attendance Affidavit

April 27–May 1, 2020

My Great Hearts Irving Student, \_\_\_\_\_, to the best of my knowledge, attended to his/her remote learning assignments on the following days:

- Monday, April 27, 2020
- Tuesday, April 28, 2020
- Wednesday, April 29, 2020
- Thursday, April 30, 2020
- Friday, May 1, 2020

Parent Name (printed): \_\_\_\_\_

Parent Signature: \_\_\_\_\_ Date: \_\_\_\_\_

Student Name: \_\_\_\_\_ Teacher: \_\_\_\_\_

## My Learning This Week

**Directions:** Write the date in the box on the left; then put a check mark in each box when all of your hard work is done. We miss you, and hope to see you at school again very soon!

Date	My Daily Learning
	<input type="checkbox"/> I spent between 40 and 60 minutes on my daily activities. <input type="checkbox"/> I read all the directions before I asked for more help. <input type="checkbox"/> If required, I wrote all my answers in complete sentences. <input type="checkbox"/> I used my neatest penmanship, and my writing can be read by both me and an adult. <input type="checkbox"/> I double-checked my written answers for correct capitalization, punctuation, and grammar. <input type="checkbox"/> I read for at least 20 minutes today. <input type="checkbox"/> My teacher will be proud of my hard work and perseverance.
	<input type="checkbox"/> I spent between 40 and 60 minutes on my daily activities. <input type="checkbox"/> I read all the directions before I asked for more help. <input type="checkbox"/> If required, I wrote all my answers in complete sentences. <input type="checkbox"/> I used my neatest penmanship, and my writing can be read by both me and an adult. <input type="checkbox"/> I double-checked my written answers for correct capitalization, punctuation, and grammar. <input type="checkbox"/> I read for at least 20 minutes today. <input type="checkbox"/> My teacher will be proud of my hard work and perseverance.
	<input type="checkbox"/> I spent between 40 and 60 minutes on my daily activities. <input type="checkbox"/> I read all the directions before I asked for more help. <input type="checkbox"/> If required, I wrote all my answers in complete sentences. <input type="checkbox"/> I used my neatest penmanship, and my writing can be read by both me and an adult. <input type="checkbox"/> I double-checked my written answers for correct capitalization, punctuation, and grammar. <input type="checkbox"/> I read for at least 20 minutes today. <input type="checkbox"/> My teacher will be proud of my hard work and perseverance.
	<input type="checkbox"/> I spent between 40 and 60 minutes on my daily activities. <input type="checkbox"/> I read all the directions before I asked for more help. <input type="checkbox"/> If required, I wrote all my answers in complete sentences. <input type="checkbox"/> I used my neatest penmanship, and my writing can be read by both me and an adult. <input type="checkbox"/> I double-checked my written answers for correct capitalization, punctuation, and grammar. <input type="checkbox"/> I read for at least 20 minutes today. <input type="checkbox"/> My teacher will be proud of my hard work and perseverance.
	<input type="checkbox"/> I spent between 40 and 60 minutes on my daily activities. <input type="checkbox"/> I read all the directions before I asked for more help. <input type="checkbox"/> If required, I wrote all my answers in complete sentences. <input type="checkbox"/> I used my neatest penmanship, and my writing can be read by both me and an adult. <input type="checkbox"/> I double-checked my written answers for correct capitalization, punctuation, and grammar. <input type="checkbox"/> I read for at least 20 minutes today. <input type="checkbox"/> My teacher will be proud of my hard work and perseverance.

## Kindergarten Remote Learning Plan 4/27-5/1

*At-home work for Kindergarten is limited to approximately 1 hour per day.*

Subject		Mon. 4/27	Tue. 4/28	Wed. 4/29	Thu. 4/30	Fri. 5/1
<i>Math</i> ~10-20 min.		Calendar Time and draw a picture of the weather today.	Calendar Time and count the amount of fingers on each hand. How many fingers do you have all together? Count by 5's, how many fingers are there in your whole family? (Optional video)	Group something you have at home (legos, cheerios etc.) in groups of 5 and count until you get to 30.	Calendar Time and fill in the missing numbers to count by 5's on the chart.	Calendar Time: color in your May calendar on the appropriate day. Look at the clocks in your house and count the minutes by 5.
<i>English Language Arts</i> ~10-20 min. total	<i>Spalding</i>	Write the words: say, come, hand, ring, hill (Optional video)	Write the words *remember to say the phonograms* (Optional video)	Write the words *remember to say the phonograms*	Write the words *remember to say the phonograms* (Optional wksht.)	Write the words *remember to say the phonograms* (Optional video)
	<i>Literature</i>	Read pages 1-4 of "The Joke".	Read pages 5-8 of "The Joke".	Read pages 9-12 of "The Joke".	Read pages 13-16 of "The Joke".	Answer the question and draw a picture.

	<i>Poetry</i>	Read and recite <i>Fuzzy Wuzzy</i> and color the picture of the teddy bear.	Recite <i>Fuzzy Wuzzy</i> .  Underline the two rhyming words (bear, hair). Write them below the picture of the bear.	Recite <i>Fuzzy Wuzzy</i> .  Draw and color a teddy bear.	Do your best reading and fill-in the missing words from the poem.	Recite <i>Fuzzy Wuzzy</i> to your family.  Pretend to be a bear and act out the poem for your family.
<i>History</i> or <i>Science</i> ~10 min.		Choose the girl or boy title page and color pages 1-3. The Chinese flag is red with yellow stars. Keep pages to assemble at the end of the week.	Color and fill in the blanks in My Body Systems Booklet pgs: 1-3 (Optional video)	Color pages 5-6. Keep pages to assemble at the end of the week.	Color and fill in the blanks in My Body Systems Booklet pgs:4-6	Color pages 6-7. Cut out all pages and stack and staple together. Read the booklet with your child. (Optional Video)
<i>Art</i> or <i>Music</i> ~5 min.		Art: Observing umbrella art	Music: "I Climbed Up the Apple Tree" with 5 Voices and beat vs. rhythm; Queen Queen Caroline - phrases & <i>forte/piano</i>	Art: Drawing umbrellas	Music: Queen Queen Caroline + steady beat practice & <i>forte/piano</i>	Art: Add details to umbrella drawing
<i>Latin</i> or <i>PE.</i> ~5 min.		Latin: Vocabulary review	P.E.: Ski Jump Basketball Shot	Latin: Number review	P.E: Warm-up and running	Latin: Verb review

## Day 1 Instructions and Resources

Monday, 4/27

### Math

#### Calendar Time (5 min)

- Sing the days of the week and months of the year song and color in your calendar on the appropriate day (refer to the April calendar from the previous packet).

#### Math Lesson (about 10-15 min)

- Draw a picture of the weather today in the space below.


## Spalding/Literature

### Spelling Words (about 5 minutes)


- Write the five spelling words on the page provided. Remember to say the phonograms as you write the word.
- Optional: Watch the video, "Wk5SpaldingIntro," in Google Classroom

### Mac and Tab Reading (about 10 minutes)

- Read pages 1-4 of the story, "The Joke".




Pete rode his bike to the lake.




It is fun to wade in the lake.

1

2



Jane came to the lake.  
Jane and Pete wade.



Tag ran up to Pete.  
"Dive in," said Pete.  
"It is fun to wade."

3

4



## Spelling Words for the Week

Monday

say      r.18	
come	
hand <sub>=5</sub>	
ring	
hill      r.17	

1. Say the word.
2. Use the word in a sentence.
3. Show syllables and finger spelling for the word.
4. Write the word. Remember to say the phonograms aloud as you write.
5. Mark the word with the correct spelling rules.

Rules for this week (review):

r.18 → use "ay" to say ā at the end  
of a base word.

r.17 → double the "l" when following  
a single vowel.

(\* come<sub>=5</sub> → fifth job of e, no job!)

## Poetry

*Fuzzy Wuzzy* (about 5 mins.)

- Read (or have someone read to you) the poem, *Fuzzy Wuzzy*, and try to recite as much as you can by yourself.
- Color the picture of the teddy bear.

### *Fuzzy Wuzzy*

Anonymous

Fuzzy Wuzzy was a bear,  
Fuzzy Wuzzy had no hair,  
Fuzzy Wuzzy wasn't fuzzy,  
Was he?




## History

All about China Pgs. 1-3 (about 10 mins.)

- Choose either the boy or girl title page and color.
- Color the following two pages. The Chinese flag is red with yellow stars.
- Keep the pages to assemble at the end of the week.






All About  
**CHINA**

Name: \_\_\_\_\_

\_\_\_\_\_

\_\_\_\_\_

© www.123homeschool4me.com



All About  
**CHINA**

Name: \_\_\_\_\_

\_\_\_\_\_

\_\_\_\_\_

© www.123homeschool4me.com



China has the largest Population in the world, with over 1.3 billion people. Most people in China live on the east coast or near the Yangtze River; the rest of the country is mainly Deserts (Gobi), mountains (Mount Everest), & highlands.

The capital of China is Beijing

China is in the continent of Asia and is one of the largest countries in the world.




© www.123homeschool4me.com

The Chinese flag is red with five yellow stars in the left corner.

Most people speak Chinese and the most common form of Chinese is called Mandarin.

The meanings of words change depending on the tone in which they are said.

Instead of an alphabet, Chinese writing uses characters that stand for a word.



© www.123homeschool4me.com





## Art

Umbrella art study begins today.



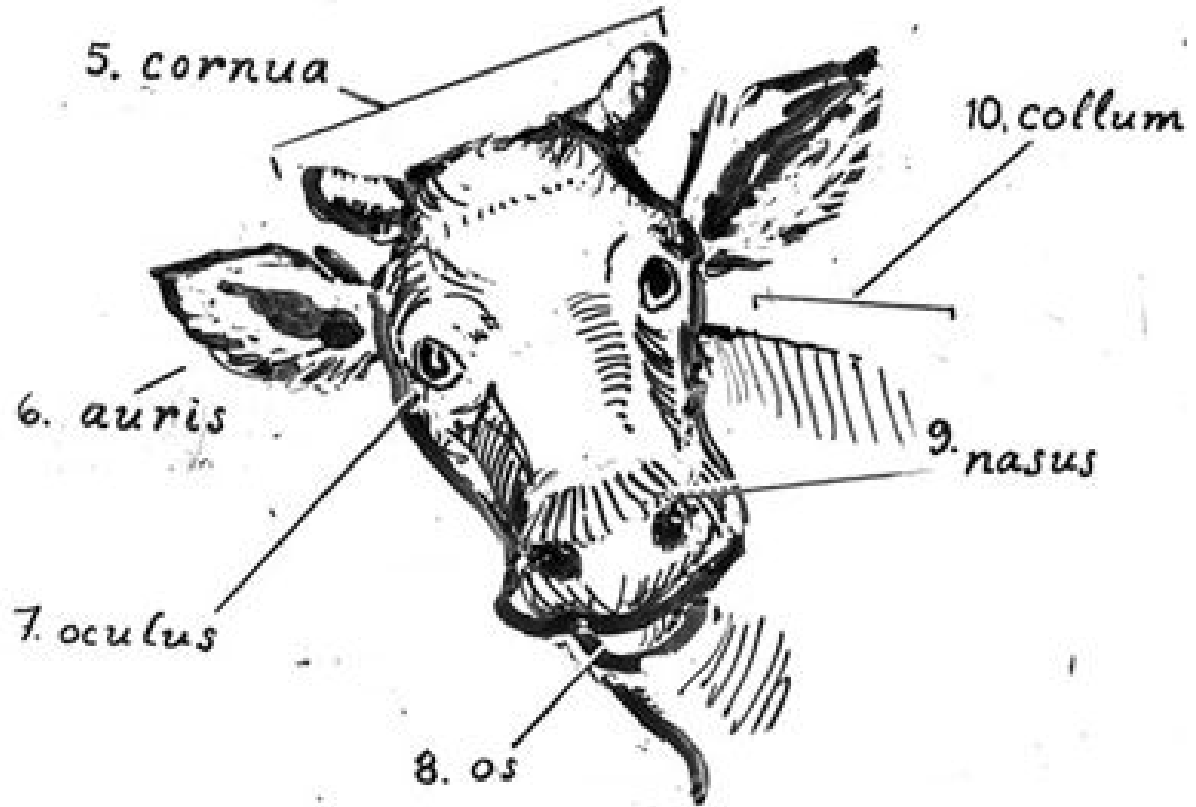
*The Umbrellas* Pierre-Auguste Renoir 1880 Study this painting. Use your finger to trace the umbrellas. What shapes did the artist use to paint these umbrellas? What other shapes do you see in the painting? Look for the cool and the warm colors in this painting. What do you think is happening in this painting? What do you think they are doing outside today? What kind of weather do you think they are having?

## Latin

- Please say each vocabulary word 2xs:

Latin	English	auris	ear
corpus	body	ōs	mouth
caput	head	nāsus	nose
oculus	eye	cornua	horn

- Study the picture of the vacca below. Next cover up the Latin words and see if you can remember the name for each part of the vacca.



## Day 2 Instructions and Resources

Tuesday, 4/28

### Math

#### Calendar Time (5 min)

- Sing the days of the week and months of the year song and color in your calendar on the appropriate day (refer to the April calendar from the previous packet).

#### Math Lesson (about 10-15 min)

- Count the amount of fingers you have on each hand. How many fingers do you have all together? Count by 5's, how many fingers are there in your whole family?
- Optional: Watch the video, "Wk5 Counting by 5's", in Google Classroom.

### Spalding/Literature

#### Spelling Words (about 5 minutes)

- Write the five spelling words on the page provided. Remember to say the phonograms as you write the word. (Note: You will need this page each day of the week for Spelling practice.)
- Optional: Watch the video, "Wk5 Spalding Fingerspell," in Google Classroom.

#### Mac and Tab Reading (about 10 minutes)

- Read pages 5-8 of the story, "The Joke".


Directions: Fingerspell and write each of the five Spalding words daily.

Tuesday



Wednesday


Thursday


Friday


Tag is in the lake.  
It is fun to get wet.




Tag got Pete wet.

5

6



Pete has a bone.  
"Get the bone," said  
Pete.



Tag ran to get the  
bone.

7

8

## Poetry

*Fuzzy Wuzzy* (about 5 mins.)

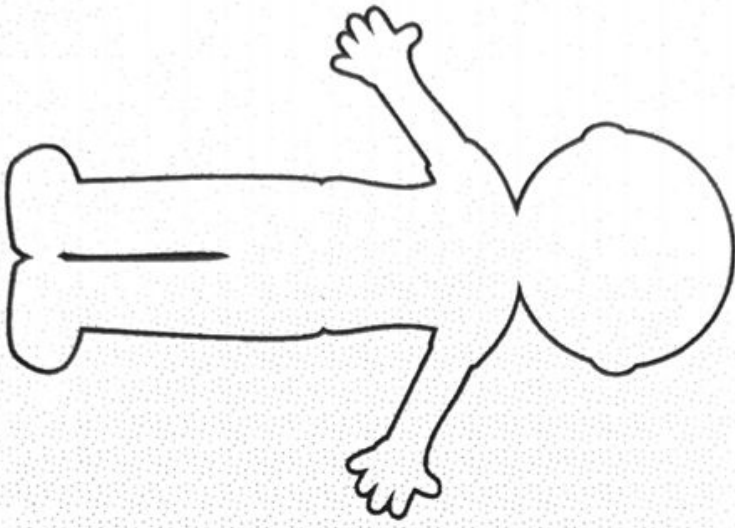
- Practice reciting *Fuzzy Wuzzy*.
- Underline the two rhyming words (bear, hair). Write them below the picture of the bear.

## Science

Body Systems Booklet Pgs. 1-3 (10 min)

- Title page: Using the image draw a picture of yourself on the cover and put your name.
- My Muscle page: Color in the muscles red. Use the word bank to fill in the blanks with your best Spalding letters. (answers: move, 600)
- My Bones page: Color in the bones yellow. Use the word bank to fill in the blanks with your best Spalding letters. (answers: shape, protects, 206)
- Optional: Watch the video about the Muscle and Bone Systems.

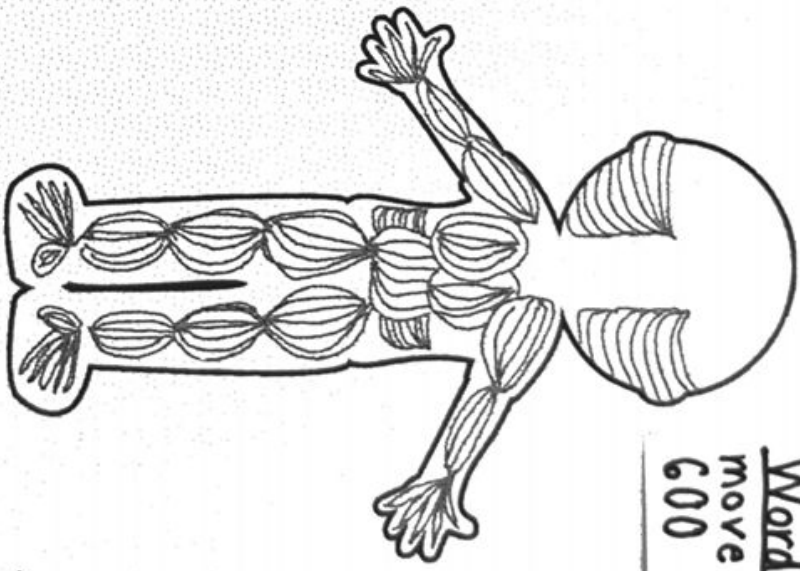
**MY BODY SYSTEMS  
BOOK**



BY \_\_\_\_\_

*Word Bank*  
move  
C00

**MY MUSCLES**



Muscles help me \_\_\_\_\_.  
There are over \_\_\_\_\_  
muscles in my body.

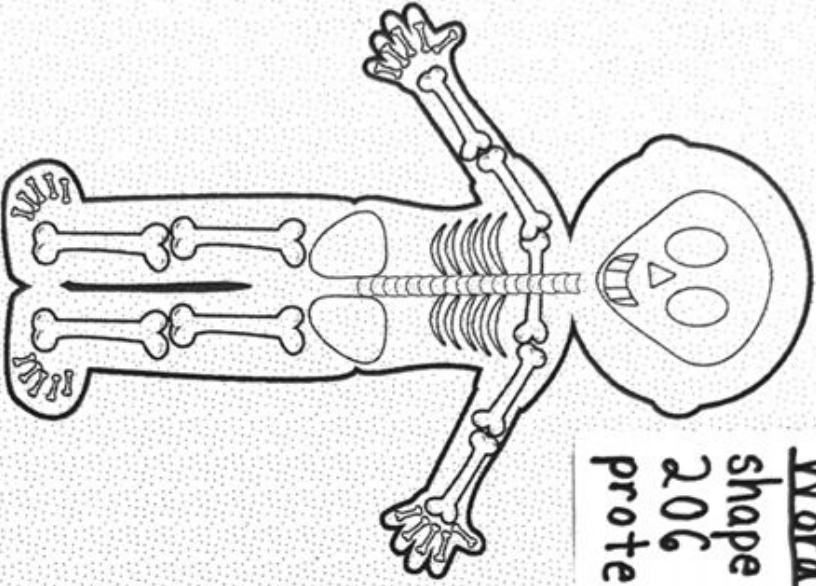




© Stephanie Trapp

**MY BONES AND SKELETAL SYSTEM**

Word Bank  
shape  
206  
protects



My skeleton gives my body \_\_\_\_\_ and \_\_\_\_\_ my organs. I have \_\_\_\_\_ bones in my body.



## Music


- Warm-Up:
  - ❑ Practice “I Climbed Up the Apple Tree” using our 5 Voices and doing all the motions that go with the story.
    - ❑ First, use your thinking voice. Remember, there’s no sound when we use our thinking voice!
    - ❑ Then, use your whisper voice.
    - ❑ Next, use your humming voice.
    - ❑ Then, use your speaking voice.
    - ❑ Finally, use your singing voice! Sing loud and proud and beautifully!
  - ❑ Now, sing the story and tap the **beat** on your knees! Remember, “the beat stays steady!”
  - ❑ Do you remember what **rhythm** is? Sing the song and tap the **rhythm** on your elbow! *Remember that the beat and the rhythm are different!* Here is a video to help you remember the difference:  
<https://cloud.swivl.com/v/ab8552eb627501d8da233f99495712a1>

- “Queen Queen Caroline”

- ❑ First, use your speaking voice and do the motions that you can remember! Here is a video to help: <https://cloud.swivl.com/v/f289599adcc12d749b82c9297d2ec24a>

“Queen, Queen Caroline  
 Washed her hair in turpentine.  
 Turpentine made it shine!  
 Queen Queen Caroline.”

- ❑ How many **phrases** are in Queen Caroline’s story? Count and show the phrases while you say the story again.
- ❑ Next, **draw the phrases** on a piece of paper, make up a tricky combination of *forte* and *piano*, and then sing it! You can use my example and then make one of your own or ask someone in your house to make a combination for you!



## P.E.

### **“Ski-Jump Basketball-shot” game:**

Hello! This game will mix a new exercise with some old basketball skills. You will need:

- 1 laundry basket (or any kind of basket or box)
- 1 chair
- 5 items, such as stuffed animals or other small items for you to jump over
- 1 foam ball (a pair of rolled-up socks will do!)

Here is how you set up!

- First, offer to help with the laundry so that you can use the laundry basket. Once this is done, place the basket on top of the chair.
- Now, take three huge steps away from the basket-chair and place your first item on the ground. Take two more steps back and place the next item on the ground (remember the stuffed animals stay where they are, you're not shooting them!) Place all the rest of the items two steps apart, in a straight line.
- To play, you will start next to the item that is closest to the chair. You are going to do two “ski-jumps” over the item, and then quickly take a shot at the basket. To do a ski-jump, pretend that you have skis on and jump sideways over the item. Remember that both feet should jump at the same time.
- If you make the shot, go grab the ball, move to the next item and try again. If you miss from a certain spot, then you have to try again until you make it. Once you have the rules down, then make it timed! For example, ask your parents to count to 60 seconds to see if you can complete the whole course. Have fun!

## Day 3 Instructions and Resources

Wednesday, 4/29

### Math

#### Calendar Time (5 min)

- Sing the days of the week and months of the year song and color in your calendar on the appropriate day (refer to the April calendar from the previous packet).

#### Math Lesson (about 10-15 min)

- Group something you have at home (legos, cheerios etc.) in groups of 5 and count until you get to 30.


### Spalding/Literature

#### Spelling Words (about 5 minutes)

- Write the five spelling words on the page provided. Remember to say the phonograms as you write the word.


#### Mac and Tab Reading (about 10 minutes)

- Read pages 9 - 12 of the story, "The Joke".




"Get the bone," said Pete.

9




Tag got the bone.  
Tag dove in.

10



Tag has fun in the lake.

11



Tag ran to Pete.

12

## Poetry

*Fuzzy Wuzzy* (about 5 mins.)

- Practice reciting *Fuzzy Wuzzy*.
- Draw a picture of a teddy bear and color it.


## History

All about China Pgs. 4-5 (about 10 mins.)

- Color the two pages.
- Keep the pages to assemble at the end of the week.







Chinese history is divided up into time periods known as **dynasties**. The

**Great Wall of China**, the largest man made structure in the world, was built during the Qin Dynasty under Qin Shi Huang, the first emperor of China to protect the northern border.

© www.123homeschool4me.com

Qin Shi Huang also had thousands of clay warriors known as The Terracotta Army made to guard his tomb.

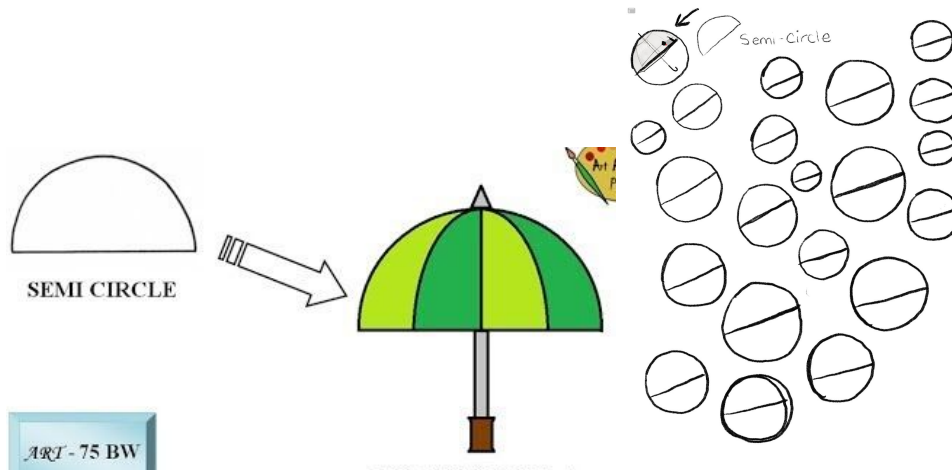


© www.123homeschool4me.com



## Art

We are beginning practicing our art study of the umbrella today. Draw a circle on scratch paper. Then, draw a line in the center of the circle (splitting it into halves). Can you see the two halves of two umbrellas now? A simplified umbrella drawing is a semi circle! Can you practice drawing 20 circles with a line in the center?



ART - 75 BW

## Latin

- Say this quote 3xs. Carpe diem = “Seize the day”
- Count from 0-20 using your counting fists.

nihil	0	ūndecim	11
ūnus	1	duodecim	12
duo	2	tredecim	13
trēs	3	quattuordecim	14
quattuor	4	quīndecim	15
quīnque	5	sēdecim	16
sex	6	septendecim	17
septem	7	duodēvīgintī	18
octō	8	ūndēvīgintī	19
novem	9	vīgintī	20
decem	10		

## Day 4 Instructions and Resources

Thursday, 4/30

### Math

#### Calendar Time (5 min)

- Sing the days of the week and months of the year song and color in your calendar on the appropriate day (refer to the April calendar from the previous packet).

#### Math Lesson (about 10-15 min)

- Fill in the missing numbers to count by 5's on the chart.

Skip Counting 5's: Fill in the missing numbers.

1	2	3	4		6	7	8	9	
11	12	13	14		16	17	18	19	
21	22	23	24		26	27	28	29	

## Spalding/Literature

### Spelling Words (about 5 minutes)

- Write the five spelling words on the page provided. Remember to say the phonograms as you write the word.
- Optional: Fill in the blank Spalding worksheet.

### Mac and Tab Reading (about 10 minutes)

- Read pages 13-16 of the story, "The Joke".

### **Optional** additional practice with Spalding words

Directions: Fill in each blank with a word from the word bank to complete each sentence.

1. Did the mouse \_\_\_\_\_ the doorbell?
2. They went to the top of a \_\_\_\_\_.
3. When they met, Very Tall Mouse would \_\_\_\_\_, "Hello, Very Short Mouse."
4. A little mouse held his mother's \_\_\_\_\_.
5. "\_\_\_\_\_ down and blow my boat off this house."

**Word Bank:**


say

come


hand

ring

hill




Tag has a nap.




Pete hit the side of Tag.

13

14



Pete dove in.



Pete got the bone.  
The joke is on Pete.

15

16

Poetry

*Fuzzy Wuzzy* (about 5 mins.)

- Do your best reading and fill-in the missing words from the poem.

# Fuzzy Wuzzy

Anonymous

\_\_\_uzzy \_\_\_uzzy was a \_\_\_\_\_,  
\_\_\_uzzy \_\_\_uzzy had no \_\_\_\_\_,  
\_\_\_uzzy \_\_\_uzzy wasn't \_\_\_uzzy,  
Was \_\_\_\_\_?

## Science

Body Systems Booklet Pgs. 4-6 (10 min)

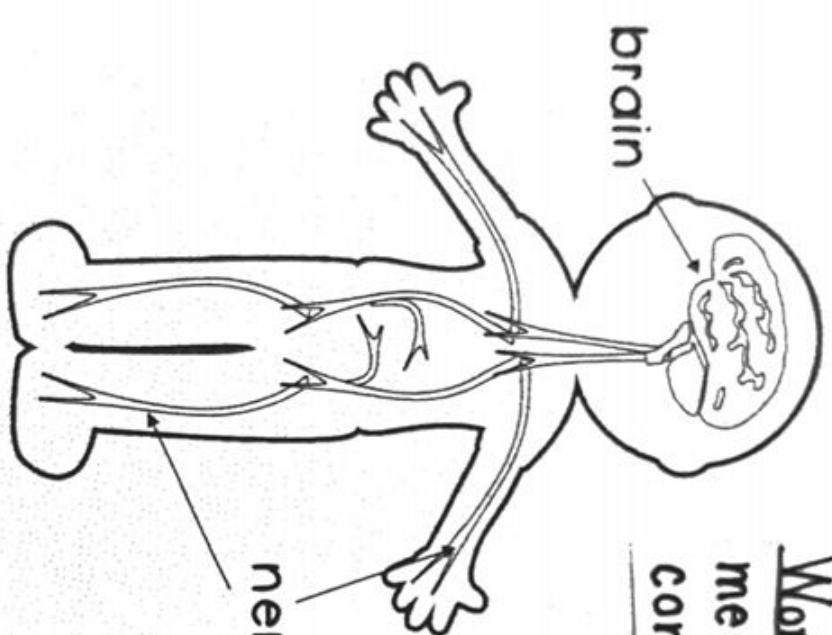
- My Brain and Nervous Page: Color in the brain and nerves pink. Use the word bank to fill in the blanks with your best Spalding letters. (answers: control, messages)
- My Heart and Circulatory page: Color in the heart and system blue. Use the word bank to fill in the blanks with your best Spalding letters. (answers: muscle, away, to)
- My Lungs and Respiratory page: Color in the lungs and system purple. Use the word bank to fill in the blanks with your best Spalding letters. (answers: lungs, oxygen, carbon dioxide)

**\*KEEP ALL BOOKLET PAGES TO COMPLETE NEXT WEEK.**



© Stephanie Trapp

Word Bank  
messages  
control



brain

nerves

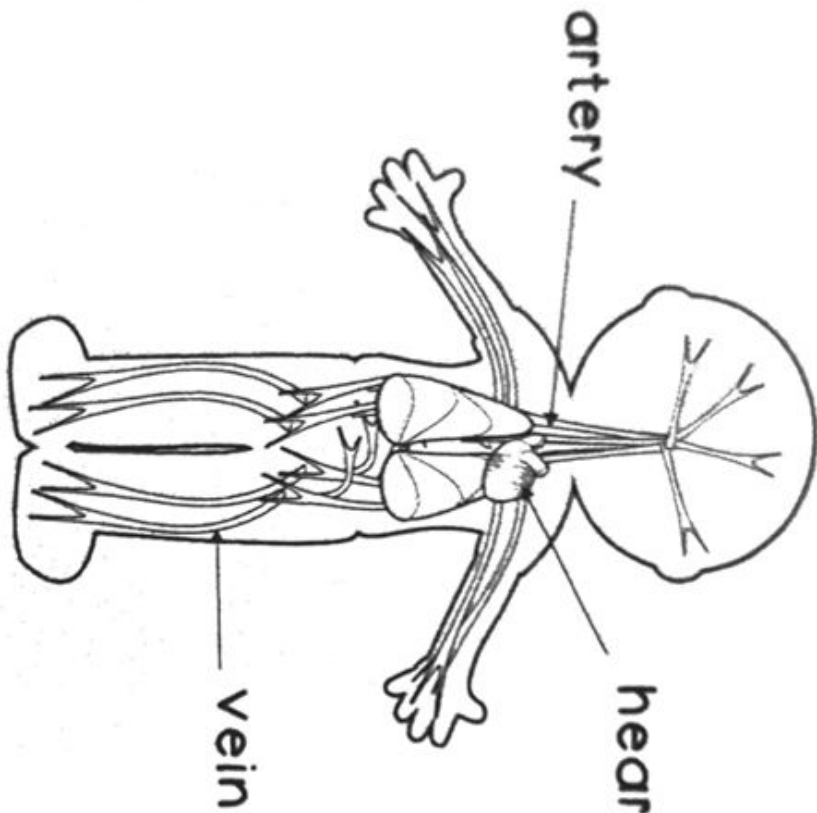
**MY BRAIN AND NERVOUS SYSTEM**

My brain is the \_\_\_\_\_ center  
of my body. My spinal cord helps  
\_\_\_\_\_ travel between my  
brain and the nerves in my body.



© Stephanie Tropp

My heart is a \_\_\_\_\_ that pumps  
blood through my body. Arteries carry  
blood \_\_\_\_\_ from my heart. Veins  
carry blood \_\_\_\_\_ my heart.



Word Bank  
away  
muscle  
to \_\_\_\_\_

# MY HEART AND CIRCULATORY SYSTEM



© Stephanie Trapp

# MY LUNGS AND RESPIRATORY SYSTEM

The diagram shows a child's torso with the respiratory system highlighted. Labels with arrows point to the mouth, nose, trachea, lungs, and diaphragm. Arrows also indicate the flow of air: entering through the nose and mouth, moving down the trachea to the lungs, and being pushed up by the diaphragm.

**Word Bank**  
lungs  
carbon dioxide  
oxygen

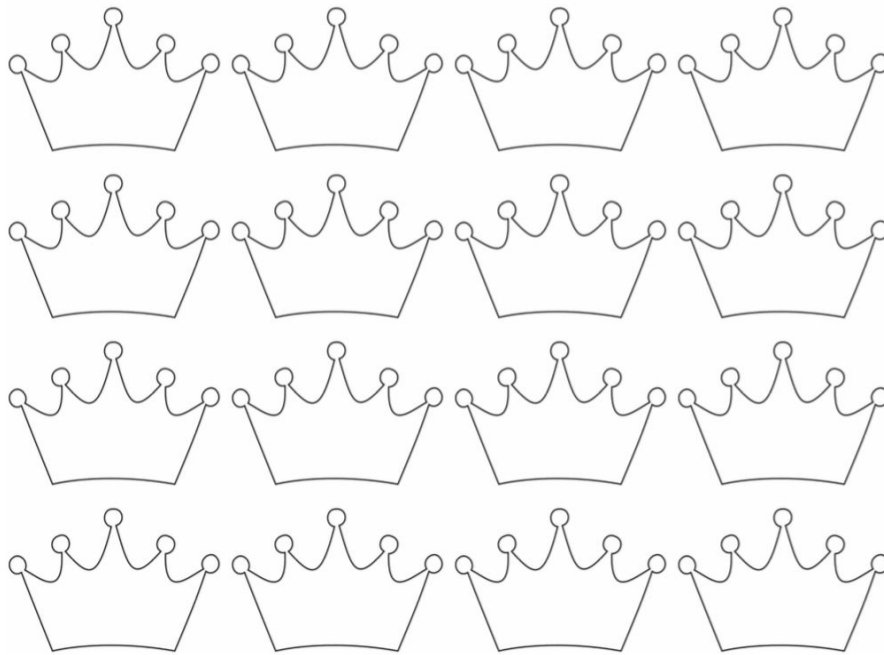
The air I breathe in goes down my trachea to my \_\_\_\_\_. My body needs \_\_\_\_\_ from the air to live. I breathe out a gas called \_\_\_\_\_ that my body does not need.



## Music

Queen Queen Caroline:

- Tell the story in your speaking voice and show all the motions.
- Read this word and tell the story using this voice: **high**
- Now, read this word and tell the story using this voice: **low**
- Tell the story two times in your **singing** voice and point to the steady **beat** below:
  - First, sing it **forte** - do you remember what it means? Say it out loud! *If you need a reminder, use the same link mentioned in the previous lesson.*
  - Then, sing it **piano** - what does it mean? Say it out loud!
- Finally, sing the song and march to the steady **beat** around your house, room, or yard! Remember that “the beat stays steady!”



P.E.

Warm Up:

- 25 jumping jacks
- Take one minute to stretch your arms and legs
- 5 push ups (if you can do more, try and do as many good ones as you can!)
- 10 Sit ups

Running: Set a timer for at least 3 minutes and try to keep jogging the entire time without stopping! If you're keeping track on the marathon map, be sure to color in how far you are going!

## Day 5 Instructions and Resources

Friday, 5/1

### Math

Calendar Time (5 min)

- Sing the days of the week and months of the year song and color in your new May calendar on the appropriate day.

Math Lesson (about 10-15 min)

- Color in your May calendar on the appropriate day. Look at the clocks in your house and count the minutes by 5.

# May 2020

Sunday	Monday	Tuesday	Wednesday	Thursday	Friday	Saturday
					<b>1</b>	<b>2</b>
<b>3</b>	<b>4</b>	<b>5</b>	<b>6</b>	<b>7</b>	<b>8</b>	<b>9</b>
<b>10</b>	<b>11</b>	<b>12</b>	<b>13</b>	<b>14</b>	<b>15</b>	<b>16</b>
<b>17</b>	<b>18</b>	<b>19</b>	<b>20</b>	<b>21</b>	<b>22</b>	<b>23</b>
<b>24</b>	<b>25</b>	<b>26</b>	<b>27</b>	<b>28</b>	<b>29</b>	<b>30</b>
<b>31</b>						

[www.a-printable-calendar.com](http://www.a-printable-calendar.com)



## Spalding/Literature

### Spelling Words (about 5 minutes)

- Write the five spelling words on the page provided. Remember to say the phonograms as you write the word.
- Optional: Watch the video, "Wk5SpaldingAssessment," in Google Classroom. This video can be paused to help your scholar test themselves.

### Mac and Tab Reading (about 10 minutes)

- Answer the questions below and draw a picture.

Who fell into the lake at the end of the story? \_\_\_\_\_

What did he get when he fell in the lake? \_\_\_\_\_

Draw a picture including all 3 characters in the story:



## Poetry


*Fuzzy Wuzzy* (about 5 mins.)

- Pretend to be a bear and act out the poem for your family while reciting it.

## History


All about China Pgs. 6-7 (about 10 mins.)

- Color the pages.
- Cut out all the pages from this week's All about China and assemble. Stack the pages on top of one another and staple.
- Read the booklet with your child and enjoy.
- Optional: Watch the video, "All about China Booklet" in Google Classroom.



Chinese people enjoy celebrating festivals such as:

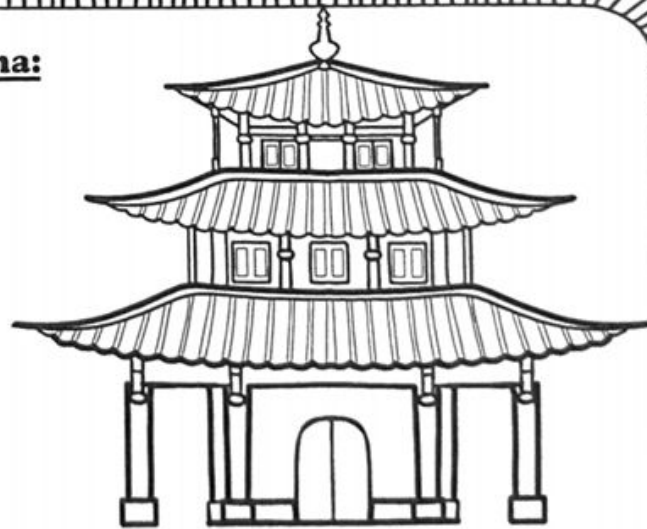
- Chinese New Year
- Qing Ming Festival
- Dragon Boat Festival
- Moon Festival
- and many more



© www.123homeschool4me.com

**Things invented in China:**

- Abacus
- Paper
- Printing
- Fireworks
- Tea
- Ice cream
- Pasta
- Saddle
- Chop sticks
- Wheelbarrow
- Compass
- Kites
- Dominoes
- Carpets
- Fans




- Bell
- Sunglasses
- Silk
- Kung Fu



## Art

If possible, find an umbrella in your home to observe. On a piece of paper please lightly draw a semi-circle (half of a circle). Please add a thin rectangle to the center. Finally, add other details such as a handle or colors you may find in your example umbrella. Remember to add dark and light values and shadows! Finish your umbrella drawing today.



## Latin

- Say these Latin verbs while doing the motions.
- Here is a video of Ms. Crimmins saying these Latin verbs with the motions. <https://cloud.swivl.com/v/8d400f7ba9819b1afdea4b25253ed008>

Verb	Translation:	Verb	Translation:
habitō, -āre	I live	moveō, -ēre	I move
videō, -ēre	I see	maneō, -ēre	I remain
audiō, īre	I hear	pugnō, -āre	I fight
sedeō, -ēre	I sit	fugiō, -ere	I flee
stō, -āre	I stand	habeō, -ēre	I have

## SPECIALS PARTICIPATION ACKNOWLEDGMENT

Name of student \_\_\_\_\_

Date \_\_\_\_\_

By signing this page I confirm my scholar completed the assigned activities this week for the specials classes listed.

Art : \_\_\_\_\_

Music : \_\_\_\_\_

Latin : \_\_\_\_\_

P.E : \_\_\_\_\_