



Remote Learning Packet

Kindergarten

May 11–May 15, 2020

Student Name: _____ Teacher: _____



Student Attendance Affidavit

May 11–May 15, 2020

My Great Hearts Irving Student, _____, to the best of my knowledge, attended to his/her remote learning assignments on the following days:

- Monday, May 11, 2020
- Tuesday, May 12, 2020
- Wednesday, May 13, 2020
- Thursday, May 14, 2020
- Friday, May 15, 2020

Parent Name (printed): _____

Parent Signature: _____ Date: _____

Student Name: _____ Teacher: _____

My Learning This Week

Directions: Write the date in the box on the left; then put a check mark in each box when all of your hard work is done. We miss you, and hope to see you at school again very soon!

Date	My Daily Learning
	<input type="checkbox"/> I spent between 40 and 60 minutes on my daily activities. <input type="checkbox"/> I read all the directions before I asked for more help. <input type="checkbox"/> If required, I wrote all my answers in complete sentences. <input type="checkbox"/> I used my neatest penmanship, and my writing can be read by both me and an adult. <input type="checkbox"/> I double-checked my written answers for correct capitalization, punctuation, and grammar. <input type="checkbox"/> I read for at least 20 minutes today. <input type="checkbox"/> My teacher will be proud of my hard work and perseverance.
	<input type="checkbox"/> I spent between 40 and 60 minutes on my daily activities. <input type="checkbox"/> I read all the directions before I asked for more help. <input type="checkbox"/> If required, I wrote all my answers in complete sentences. <input type="checkbox"/> I used my neatest penmanship, and my writing can be read by both me and an adult. <input type="checkbox"/> I double-checked my written answers for correct capitalization, punctuation, and grammar. <input type="checkbox"/> I read for at least 20 minutes today. <input type="checkbox"/> My teacher will be proud of my hard work and perseverance.
	<input type="checkbox"/> I spent between 40 and 60 minutes on my daily activities. <input type="checkbox"/> I read all the directions before I asked for more help. <input type="checkbox"/> If required, I wrote all my answers in complete sentences. <input type="checkbox"/> I used my neatest penmanship, and my writing can be read by both me and an adult. <input type="checkbox"/> I double-checked my written answers for correct capitalization, punctuation, and grammar. <input type="checkbox"/> I read for at least 20 minutes today. <input type="checkbox"/> My teacher will be proud of my hard work and perseverance.
	<input type="checkbox"/> I spent between 40 and 60 minutes on my daily activities. <input type="checkbox"/> I read all the directions before I asked for more help. <input type="checkbox"/> If required, I wrote all my answers in complete sentences. <input type="checkbox"/> I used my neatest penmanship, and my writing can be read by both me and an adult. <input type="checkbox"/> I double-checked my written answers for correct capitalization, punctuation, and grammar. <input type="checkbox"/> I read for at least 20 minutes today. <input type="checkbox"/> My teacher will be proud of my hard work and perseverance.
	<input type="checkbox"/> I spent between 40 and 60 minutes on my daily activities. <input type="checkbox"/> I read all the directions before I asked for more help. <input type="checkbox"/> If required, I wrote all my answers in complete sentences. <input type="checkbox"/> I used my neatest penmanship, and my writing can be read by both me and an adult. <input type="checkbox"/> I double-checked my written answers for correct capitalization, punctuation, and grammar. <input type="checkbox"/> I read for at least 20 minutes today. <input type="checkbox"/> My teacher will be proud of my hard work and perseverance.

Kindergarten Remote Learning Plan 5/11-5/15

At-home work for Kindergarten is limited to approximately 1 hour per day.

Subject	Mon. 5/11	Tue. 5/12	Wed. 5/13	Thu. 5/14	Fri. 5/15
<p>~10-20 min.</p> <p><i>Math</i></p>	<p>Calendar Time and continue the shape patterns by drawing the shape that comes next.</p> <p>Can you think of your own shape pattern? Draw it on the bottom of the page.</p> <p>Optional: Color the shapes to make a color pattern. Ex: Blue, red, blue, red, blue, red, blue. Label it.</p> <p>Optional Video</p>	<p>Calendar Time and draw a picture using shapes we have learned about. See the examples for ideas.</p>	<p>Calendar Time and use hand spans to measure the things in the chart. *Remember to write your estimation (guess) first.</p>	<p>Calendar Time and use foot lengths to measure the things in the chart. *Remember to write your estimation (guess) first.</p>	<p>Calendar Time and go on a math scavenger hunt by exploring the math in your environment. Find and cross out the items on the chart.</p> <p>Optional Video</p>

<p><i>English Language Arts</i> ~10-20 min. total</p>	<p><i>Spalding</i></p>	<p>Write the words: live, live, late, let, mother. (Optional video)</p>	<p>Write the words. *remember to say the phonograms* (Optional video)</p>	<p>Write the words. *remember to say the phonograms* (Optional video)</p>	<p>Write the words. *remember to say the phonograms* (Optional video)</p>	<p>Write the words. *remember to say the phonograms* (Optional video)</p>
	<p><i>Literature</i></p>	<p>Read pages 1-4 of "The Bee".</p>	<p>Read pages 5-8 of "The Bee".</p>	<p>Read pages 9-12 of "The Bee".</p>	<p>Read pages 13-16 of "The Bee".</p>	<p>Answer the question and draw a picture.</p>
<p><i>Poetry</i></p>	<p>Read and recite <i>Bed in Summer</i> by Robert Louis Stevenson and color the picture.</p>	<p>Recite <i>Bed in Summer</i> by Robert Louis Stevenson. Find and underline all the double letter phonograms in the poem.</p>	<p>Recite <i>Bed in Summer</i> by Robert Louis Stevenson. Draw a picture of yourself in your bed.</p>	<p>Do your best reading and fill-in the missing words from the poem.</p>	<p>Read and recite <i>Bed in Summer</i> to your family.</p>	
<p><i>History</i> or <i>Science</i> ~10 min.</p>	<p>The Oceans of the Earth. Read the following and refer to the map. Optional video.</p>	<p>Ocean Animals. Find some of these different types of animals in the picture and color. Optional video</p>	<p>Landforms, landmarks, and currents of the ocean. Read the following and refer to the map. Optional video</p>	<p>Choose your favorite ocean animal. Draw a picture of the animal. Complete the sentence. Optional video</p>	<p>Color the map. Cut out the continents and ocean names. Glue them onto the map in the correct location.</p>	
<p><i>Art</i> or <i>Music</i></p>	<p>Art: Observing ocean art</p>	<p>Music: Hello Song + Chinese, Bee Bee Bumblebee -</p>	<p>Art: Drawing waves</p>	<p>Music: Hello Song + Hindi, Bee Bee Bumblebee +</p>	<p>Art: Drawing the ocean</p>	

~5 min.		speaking, singing, how many phrases?		<i>forte/piano</i> & phrase combinations	
<i>Latin</i> or <i>P.E.</i> ~5 min.	Latin: Animal vocabulary review	P.E.: "Paper Plate Hockey"	Latin: Roman government questions	P.E.: "Scavenger Hunt"	Latin: Roman government questions

Day 1 Instructions and Resources

Monday, 5/11

Math

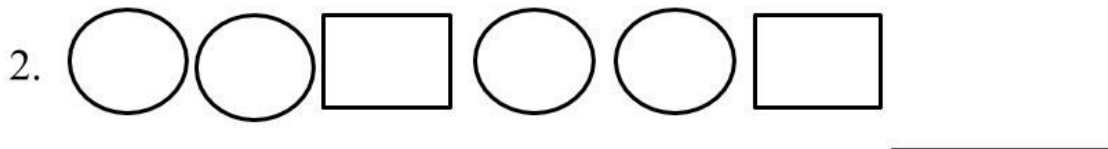
Calendar Time (5 min)

- Sing the days of the week and months of the year song and color in your calendar on the appropriate day (refer to the May calendar from the previous packet).

Math Lesson (about 10-15 min)

- Continue the shape patterns by drawing the shape that comes next.
- Can you think of your own shape pattern? Draw it on the bottom of the page.
- Optional: Color the shapes to make a color pattern. Ex: Blue, red, blue, red, blue, red. Label it.
- Optional: Watch the video "MakingShapePatterns" in Google Classroom.

Continue the shape patterns. What comes next?



Spalding/Literature

Spelling Words (about 5 minutes)

- Write the five spelling words on the page provided. Remember to say the phonograms as you write the word.
- Optional: Watch the video, "Wk7SpaldingIntro," in Google Classroom.

Mac and Tab Reading (about 10 minutes)

- Read pages 1-4 of the story, "The Bee".

Spelling Words for the Week

Monday


live	
live	
late	
let	
moth er	

1. Say the word.
2. Use the word in a sentence.
3. Show syllables and finger spelling for the word.
4. Write the word. Remember to say the phonograms aloud as you write.
5. Mark the word with the correct spelling rules.

Rules for this week (review):


No rules.

*live → job 2 - English words don't end in v.




The bee sat on a rose.
His name is Lee.
"I hope I can get a
pal," said Lee.

1




"I see a doe," said
Lee.
Lee sat on the doe.

2



The doe did not like
the bee.
The doe ran to hide.

3



The doe did not like
Lee, but Lee did
like the doe.
The bee is sad.

4

Poetry

Bed in Summer by Robert Louis Stevenson (about 5 mins.)

- Read (or have someone read to you) the poem, *Bed in Summer*, and try to recite as much as you can by yourself.
- Color the picture of the child in bed.


Bed in Summer

Robert Louis Stevenson

In winter I get up at night
And dress by yellow candle-light.
In summer, quite the other way,
I have to go to bed by day.

I have to go to bed and see
The birds still hopping on the tree,
Or hear the grown-up people's feet
Still going past me in the street.

And does it not seem hard to you,
When all the sky is clear and blue,
And I should like so much to play,
To have to go to bed by day?



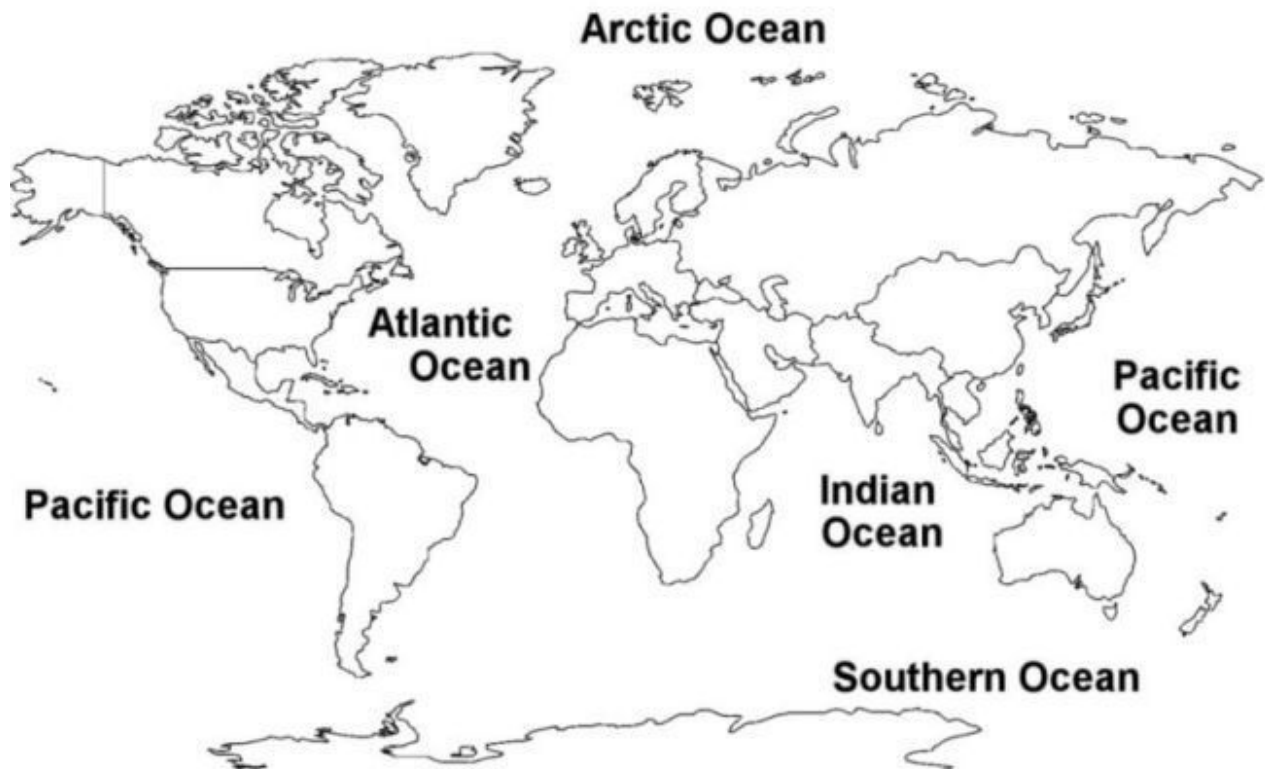
History

Oceans of the Earth (about 10 minutes)

- Read the following and refer to the map.
- Optional: Watch the video, "Oceans of the Earth," in Google Classroom.

What is the Ocean?

The ocean is the body of water that covers most of our planet. In fact, the ocean covers more of the planet than land does! The ocean is home to all kinds of animals. Historically, the ocean is divided into different areas: Atlantic, Pacific, Indian, and Arctic. However, there is a fifth area that we have not learned yet: the Southern Ocean. You can find this ocean around the continent of Antarctica. Since the ocean is so big, having names helps us know which part we are talking about! People often use the word "sea" and "ocean" to mean the same thing. But usually a sea is the part of the ocean that is closest to land. The ocean is also very salty so you cannot drink it.



Art

Today we are going to look at art by the children's book artist/illustrator Jesse Wilcox Smith 1863-1934. Spend some time looking at this artwork and *thinking* about these four questions. You do not have to write your answers down. Do you think this looks like something real (especially notice the ocean and how beautifully the artist painted the ocean waves)? What do you think this boy and girl are thinking? Do you think they are having a good day? Which of these two artworks do you like best and why?



Latin

- Review these Latin animals by saying each word 2X.
- Here is a Quizlet link that will help you with the pronunciation. Password is Kindergarten (case sensitive)

<https://quizlet.com/499876227/kindergarten-animals-flash-cards/>

Latin	English
canis	dog
fēlēs	cat
leō	lion
vacca	cow
equus	horse
avis	bird
serpēns	snake
mūs	mouse
columbus	dove
sīmius	monkey
lupus	wolf
apis	bee

Day 2 Instructions and Resources

Tuesday, 5/12

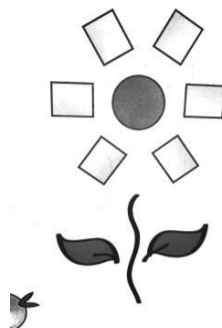

Math

Calendar Time (5 min)

- Sing the days of the week and months of the year song and color in your calendar on the appropriate day (refer to the May calendar from the previous packet).

Math Lesson (about 10-15 min)

- Draw a picture using shapes we have learned about. See the two examples for ideas.



Spalding/Literature

Spelling Words (about 5 minutes)

- Write the five spelling words on the page provided. Remember to say the phonograms as you write the word. (Note: You will need this page each day of the week for Spelling practice.)
- Optional: Watch the video, "Wk7SpaldingFingerspell," in Google Classroom.

Mac and Tab Reading (about 10 minutes)

- Read pages 5-8 of the story, "The Bee".


Directions: Fingerspell and write each of the five Spalding words daily.

Tuesday

Wednesday

Thursday

Friday




The bee came to a man.
"I like the man,"
said Lee.

5




Lee is on top of
the man.
The man is mad.

6



Lee is on his toe.
The man did not like
the bee.



The man is mad.
The bee is on his
nose.
The man ran to hide.

7

8

Poetry

Bed in Summer (about 5 mins.)


- Practice reciting *Bed in Summer*.
- Underline the double-letter phonograms in the poem.

Science

Ocean Animals (about 10 minutes)

- There are many different types of animals you can find in oceans.
- Some different types of animals are fish, reptiles, mammals, crustaceans, coral, and invertebrates.
- Find some of these different types of animals in the picture and color.
- Optional: Watch the video, "Ocean Animals," in Google Classroom.

Color the Ocean Animals



www.exploringnature.org

©Sheri Amsel

Music

Warm-Up:

- ❑ Sing the “Hello Song” using these five languages - the last one is a new one!
 - ❑ 1) Latin - Salve [sal-way]
 - ❑ 2) German - Guten Tag [goo-ten tahg]
 - ❑ 3) Japanese - Kon’nichiwa [koh-nee-chee-wah]
 - ❑ 4) Swahili - Jambo
 - ❑ 5) **Chinese - Ni hao [nee-how]**
- ❑ For fun: Find a partner (or just pretend) and do the motions with them! Here’s a video if you need a reminder:
<https://cloud.swivl.com/v/f5262d1bc6b111f9a58c27003e9bbf61>

Bee Bee Bumblebee:

- ❑ Tell the story in your speaking voice while doing the motions.

“Bee bee bumblebee,
Stung a man upon his knee,
Stung a pig upon his snout,
I declare that you are out!”

- ❑ Now, use your singing voice!
- ❑ Sing and show how many phrases are in the story. Say the number out loud!

Answer: Four phrases

- ❑ For fun: Play a singing game! Choose an object that you have more than four of - e.g. plastic cups, colored pencils, shoes, etc. - and arrange them in a circle or line. Use your pointer and sing the story while you point to the objects to the steady **beat**. Whatever you’re pointing to when you say “out!” is out of the game; take it out of the line or circle and keep singing until one object is left and see how you can use it today!

Here is Ms. Caranto doing the motions for “Bee Bee Bumblebee” while using her speaking and singing voice. At the end of this video, she shows an idea for how to play a singing game using this song: <https://cloud.swivl.com/v/5af5b0c52e5f84460d9fe13a246d557a>

P.E.

Before playing this game take a minute or two to stretch your arms and legs.

Video Link of all optional stretches: <https://cloud.swivl.com/v/62e43d303f12a6c35ba6570b4a300d79>

“Paper-Plate Hockey,” you will need:

- 2 paper-plates or sheets of paper per player
- 2 players, at least (if you don't have someone you can play with then you can practice shooting into a goal with your “skates” on!)
- 2 sticks or brooms
- 1 sock ball or crumpled piece of paper
- 4 items such as stuffed animals or water bottles.

Set up and rules:

This game will be best played on a smooth surface, though carpet and grass will work as well. Set up a large area (at least 10 feet by 20 feet). You will make little goals, like soccer goals, at either end of your area by using two items per side. Make the goals about three feet wide. Now, how to play. You must never take your feet off of your two plates, but must use them like they were ice-skates. With your stick, you are going to try and shuffle the ball along the floor. Try and get the ball into your opponent’s goal before they can get it into yours. See how many points you can get! If you have more people, you can add them as other players or as goalies. Mostly you must make sure that, wherever you are, you do not scratch the floor. If you do scratch the floor, you get a point taken away. You must also scrub the spot later until it shines! Have fun!

Day 3 Instructions and Resources

Wednesday, 5/13

Math





Calendar Time (5 min)


- Sing the days of the week and months of the year song and color in your calendar on the appropriate day (refer to the May calendar from the previous packet).

Math Lesson (about 10-15 min)

- Use hand spans to measure the things in the chart. *Remember to write your estimation (guess) first.

Measure the objects below using a handspan. A handspan is the distance from the tip of your thumb to the tip of your little finger.

Object:	My Guess:	How many hand spans:
Window 		
Table 		
Chair 		
Couch 		




Spalding/Literature

Spelling Words (about 5 minutes)

- Write the five spelling words on the page provided. Remember to say the phonograms as you write the word.


Mac and Tab Reading (about 10 minutes)

- Read pages 9 - 12 of the story, "The Bee".




Lee came to a pie.
The wife had made a
pie.
The pie is hot.

9




The wife is mad at
Lee.
The wife did not like
to see a bee on the
pie.

10



Lee is not bad.
Lee did not bite,
but the man and his
wife did not like him.

11



The doe did not like
him.
The man and his wife
did not like him.
"I am sad," said Lee.

12

Poetry

Bed in Summer (about 5 mins.)

- Practice reciting *Bed in Summer*.
- Draw and color a picture of yourself in your bed.

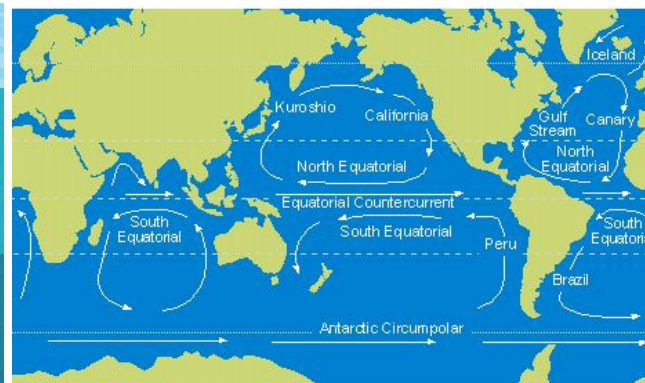

History

Landforms and habitats in the ocean (about 10 minutes)

- Read the following and refer to the map.


Parts of the Ocean

We have learned that the continents have many landmarks and landforms. Well, oceans are filled with different types of habitats like kelp forests, coral reefs, rock pools, seagrass meadows, underwater mountains and caves. All of the different landforms are home to various creatures. The ocean is also divided into zones from just under the water surface to the darkest ocean bottom. These zones are very similar to the rainforest layers we learned earlier in the year. The ocean zone closest to the surface and nearest the top is called the sunrise zone. As you travel deeper underwater you will reach the twilight zone, then deeper to the midnight and abyss zone before arriving at the very bottom of the ocean, which some call the trench. All of the oceans also have different water currents beneath the surface that push the water in different directions.



Art

Please take out a piece of paper and pencil. Here below is more beautiful artwork from Jesse Wilcox Smith. This is our inspiration as we draw waves today. Please follow each step in the information sheet. Practice drawing ocean waves for 10 minutes.



Latin

- Read through each of these questions and answers 2x
 - Next ask a sibling or parent to read you the question and the answer. Repeat the answer. Then have your sibling or parent just read you the question and see how well you can remember the answer.
1. According to legend, who founded Rome? According to legend, Romulus founded Rome.
 2. Who was the last king of Rome? Tarquinius the Proud was the last king of Rome.
 3. What is a triumvirate? A triumvirate is three men who rule together.

Day 4 Instructions and Resources

Thursday, 5/14

Math


Calendar Time (5 min)

- Sing the days of the week and months of the year song and color in your calendar on the appropriate day (refer to the May calendar from the previous packet).

Math Lesson (about 10-15 min)

- Use foot lengths to measure the things in the chart. *Remember to write your estimation (guess) first.

Measure the objects below using a foot length. A foot length is the measurement of an object using your foot.

Object:	My Guess:	How many foot lengths:	
Window 			
Table 			
Chair 			
Couch 			

Spalding/Literature

Spelling Words (about 5 minutes)

- Write the five spelling words on the page provided. Remember to say the phonograms as you write the word.
- Optional: Complete the fill in the blank Spalding worksheet.

Mac and Tab Reading (about 10 minutes)

- Read pages 13-16 of the story, "The Bee".

Optional additional practice with Spalding words

Directions: Fill in each blank with a word from the word bank to complete each sentence

1. He was growing sleepier as it got _____.
2. Would you have _____ the robin go free?
3. They _____ in their little house in the woods.
4. Little Bear's _____ found a baby robin.
5. The _____ goblin jumped right out of his shoes.

Word Bank:

live

live


late

let

mother




Lee can hide in the
vine.



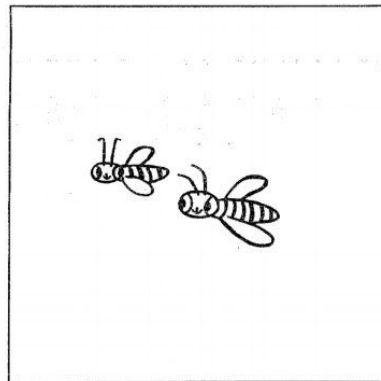
"I see a bee," said
Lee.
"It is a big bee."

13

14



The big bee came up
to him.
The big bee did like
him.



The big bee is a fine
pal.
Lee and the big bee
had a fine time.

15

16

Poetry

Bed in Summer (about 5 mins.)

- Do your best reading and then fill-in the missing words from the poem.

Bed in Summer

Robert Louis Stevenson

In winter I get up at _____
And dress by yellow candle-_____.
In summer, quite the other_____,
I have to go to bed by _____.

I have to go to bed and _____
The birds still hopping on the _____,
Or hear the grown-up people's _____
Still going past me in the _____.

And does it not seem hard to _____,
When all the sky is clear and _____,
And I should like so much to _____,
To have to go to bed by _____?

Science

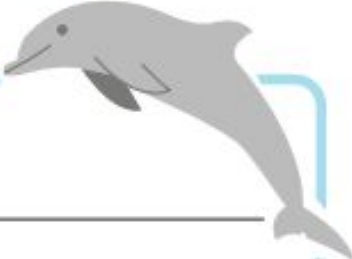
Your Favorite Ocean Animal (about 10 minutes)

- After learning more about all the types of animals found in the ocean, choose your favorite and place the name on the top of the page. Use your best Spalding formation.
- Draw a picture of your favorite animal. You can also draw the background and decide to camouflage your animal too.
- Finish the sentence of why this is your favorite animal with your best Spalding letters. Remember your period at the end of the sentence.
- Optional: Watch the video, "My Favorite Ocean Animal," in Google Classroom.

Name: _____

Date: _____

Amazing Ocean Animals



Write about your favorite ocean animal.



My favorite ocean animal is the _____

A picture of my favorite ocean animal.

I like the _____ best because


Music

Warm-Up:

- Sing the “Hello Song” using the languages below (including Chinese) and add another new one!
 - 1) English
 - 2) Spanish - Hola [oh-la]
 - 3) French - Bonjour [IPA: bɔ̃n.ˈʒɔ̃ʁ]
 - 4) Chinese - Ni hao [nee-how]
 - 5) **Hindi - Namaste [nah-mah-steh]**
- Close your eyes and see if you can remember these five languages without any help!
- For fun: Choose a different motion for each of the languages, e.g. skip in place, jumping jacks, touching your toes, etc. Be creative!

Bee Bee Bumblebee

- Sing the story TWO times with the motions:
 - 1) Sing it **forte** and say what it means out loud!
 - 2) Sing it **piano** and say what it means out loud! If you need help remembering:
<https://cloud.swivl.com/v/ab8552eb627501d8da233f99495712a1>
- Sing the story and show how many **phrases**, just like last time! How many are there? Four!



- Sing the story this way:
Don't forget to show the phrases as you sing!
- Your turn! Come up with a *forte/piano* combination like the one drawn above and sing it or ask someone in your house to draw a combination for you!
- For fun: Play the game described in Day 2 of this packet or play a game of tag while you sing the song!

P.E.

“Scavenger Hunt” rules:

Each time you are able to find something from the scavenger hunt list you need to do 10 jumping jacks! If you find all of the items from the scavenger hunt you will have done **100 jumping jacks!** Remember you can only use each item one time, so get creative.

Scavenger Hunt List:

- Something soft
- Something that can grow
- Something rough
- Something beautiful
- Something round
- Something hard
- Something sticky
- Something red
- Something with a pattern
- Something that can bounce

Day 5 Instructions and Resources

Friday, 5/15

Math













Calendar Time (5 min)

- Sing the days of the week and months of the year song and color in your calendar on the appropriate day (refer to the May calendar from the previous packet).

Math Lesson (about 10-15 min)

- Go on a math scavenger hunt by exploring the math in your environment. Find and cross out the items on the chart.
- Optional: Watch the video "Wk7MathScavengerHunt" in Google Classroom.

Explore the math in your environment by finding and crossing out the items below.

Something square 	A circle 	The number 	An even number 2, 4, 6, 8...	A pattern 
A penny 	Something that comes in twos (pairs) 	A double digit odd number 21, 23, 25...	Something shaped like a sphere 	A rectangular prism 
Something twice as long as your foot 	Something that tells time 	Something that has more than 10	Something as <u>heavy</u> as an 	Something that can be filled to capacity 

Spalding/Literature

Spelling Words (about 5 minutes)

- Write the five spelling words on the page provided. Remember to say the phonograms as you write the word.
- Optional: Watch the video, "Wk7SpaldingAssessment," in Google Classroom. This video can be paused to help your scholar test themselves.


Mac and Tab Reading (about 10 minutes)

- Answer the questions below and draw a picture.

What kind of insect is Lee? _____

Lee finds a pal at the end of the story, it is a big bee.

Draw a picture of Lee and his pal.



Poetry

Bed in Summer (about 5 mins.)

- Recite the poem to your family.

History

Label the map (about 10 minutes)

- Now that we have learned all the continents and oceans, color the map.
- Cut out the labels and glue them down in the correct location.

Continents & Oceans

Directions Color the map. Then, cut out the boxes below. Glue the correct label on each continent and ocean.



© JH Lesson Design

South America	Europe	Africa	Asia	North America	Australia
Antarctica	Arctic Ocean	Atlantic Ocean	Pacific Ocean	Southern Ocean	Indian Ocean

Art

Please take out a pencil and paper. Draw a horizontal line toward the top of your paper. This is the surface of your ocean. In art class this year, we learned how to draw many sea creatures. Please “fill” your ocean with fish, shells, turtles, eels, sand, rocks, crabs, kelp, sea horses, jellyfish, whales, dolphins, etc. Add other details in order to make your ocean look real. Add color if you so choose. Finish today. Example artwork and video link: <https://cloud.swivl.com/v/1927dc3447c1e60e94de149ee31fbde5>



*Example of completed artwork



Jesse Wilcox Smith-*Girl listening in seashells.*

Latin

- Read through each of these questions and answers 2x.
- Next ask a sibling or parent to read you the question and the answer. Repeat the answer. Then have your sibling or parent just read you the question and see how well you can remember the answer.

4. Who made up the first triumvirate? Caesar, Crassus, and Pompey made up the first triumvirate.

5. Who was the first emperor of Rome? Augustus [Gaius Octavius] was the first emperor of Rome.

SPECIALS PARTICIPATION ACKNOWLEDGMENT

Name of student _____

Date _____

By signing this page I confirm my scholar completed the assigned activities this week for the specials classes listed.

Art : _____

Music : _____

Latin : _____

P.E : _____