



Remote Learning Packet

Kindergarten

May 18–May 22, 2020

Student Name: _____ Teacher: _____



Student Attendance Affidavit

May 18–May 22, 2020

My Great Hearts Irving Student, _____, to the best of my knowledge, attended to his/her remote learning assignments on the following days:

- ☐ Monday, May 18, 2020
- ☐ Tuesday, May 19, 2020
- ☐ Wednesday, May 20, 2020
- ☐ Thursday, May 21, 2020
- ☐ Friday, May 22, 2020

Parent Name (printed): _____

Parent Signature: _____ Date: _____

Student Name: _____ Teacher: _____

My Learning This Week

Directions: Write the date in the box on the left; then put a check mark in each box when all of your hard work is done. We miss you, and hope to see you at school again very soon!

Date	My Daily Learning
	<ul style="list-style-type: none"><input type="checkbox"/> I spent between 40 and 60 minutes on my daily activities.<input type="checkbox"/> I read all the directions before I asked for more help.<input type="checkbox"/> If required, I wrote all my answers in complete sentences.<input type="checkbox"/> I used my neatest penmanship, and my writing can be read by both me and an adult.<input type="checkbox"/> I double-checked my written answers for correct capitalization, punctuation, and grammar.<input type="checkbox"/> I read for at least 20 minutes today.<input type="checkbox"/> My teacher will be proud of my hard work and perseverance.
	<ul style="list-style-type: none"><input type="checkbox"/> I spent between 40 and 60 minutes on my daily activities.<input type="checkbox"/> I read all the directions before I asked for more help.<input type="checkbox"/> If required, I wrote all my answers in complete sentences.<input type="checkbox"/> I used my neatest penmanship, and my writing can be read by both me and an adult.<input type="checkbox"/> I double-checked my written answers for correct capitalization, punctuation, and grammar.<input type="checkbox"/> I read for at least 20 minutes today.<input type="checkbox"/> My teacher will be proud of my hard work and perseverance.
	<ul style="list-style-type: none"><input type="checkbox"/> I spent between 40 and 60 minutes on my daily activities.<input type="checkbox"/> I read all the directions before I asked for more help.<input type="checkbox"/> If required, I wrote all my answers in complete sentences.<input type="checkbox"/> I used my neatest penmanship, and my writing can be read by both me and an adult.<input type="checkbox"/> I double-checked my written answers for correct capitalization, punctuation, and grammar.<input type="checkbox"/> I read for at least 20 minutes today.<input type="checkbox"/> My teacher will be proud of my hard work and perseverance.
	<ul style="list-style-type: none"><input type="checkbox"/> I spent between 40 and 60 minutes on my daily activities.<input type="checkbox"/> I read all the directions before I asked for more help.<input type="checkbox"/> If required, I wrote all my answers in complete sentences.<input type="checkbox"/> I used my neatest penmanship, and my writing can be read by both me and an adult.<input type="checkbox"/> I double-checked my written answers for correct capitalization, punctuation, and grammar.<input type="checkbox"/> I read for at least 20 minutes today.<input type="checkbox"/> My teacher will be proud of my hard work and perseverance.
	<ul style="list-style-type: none"><input type="checkbox"/> I spent between 40 and 60 minutes on my daily activities.<input type="checkbox"/> I read all the directions before I asked for more help.<input type="checkbox"/> If required, I wrote all my answers in complete sentences.<input type="checkbox"/> I used my neatest penmanship, and my writing can be read by both me and an adult.<input type="checkbox"/> I double-checked my written answers for correct capitalization, punctuation, and grammar.<input type="checkbox"/> I read for at least 20 minutes today.<input type="checkbox"/> My teacher will be proud of my hard work and perseverance.

Kindergarten Remote Learning Plan 5/18-5/22

At-home work for Kindergarten is limited to approximately 1 hour per day.

Subject	Mon. 5/18	Tue. 5/19	Wed. 5/20	Thu. 5/21	Fri. 5/22
<i>Math</i> ~10–20 min.	Calendar Time and draw a set that has more .	Calendar Time and draw a set that has fewer or less .	Calendar Time and color the set that has more. How many more does the set have? Write it as a math sentence.	Optional: Draw a picture of your family. Be sure to draw the height differences between everyone in your family. Circle the tallest and the shortest.	Optional: Compare the weight of other things around your house. Draw a picture of the things you compare.
	Optional Video				
<i>English Language Arts</i> ~10–20 min. total	<i>Spalding</i>	Write: me, you.	Write: he, is.	Write: little, mother.	Write: will, we.
	<i>Literature</i>	Read and Find: me, you.	Read and Find: the, and.	Read and Find: he, is.	Read and Find: little, mother.

	<i>Poetry</i>	Review of Poems see Day 1	Review of Poems see Day 2	Review of Poems see Day 3	Review of Poems see Day 4	Review of Poems see Day 5
<i>History</i> or <i>Science</i> ~10 min.		Sing the Continent and Ocean song. Color the pictures.	Go outside and draw a living thing.	Pledge of Allegiance. Fill in the blank.	Enjoy the weather and go outside. Use your senses and watch the clouds, touch the parts of a plant, smell the Spring air.	Watch a sunrise or sunset with your family and identify the directions: North, South, East, and West.
<i>Art</i> or <i>Music</i> ~5 min.		Music: Head Shoulders warm-up; Engine Engine Number Nine - beat and rhythm	Art: Drawing rabbits, Part 1	Music: Beat and Rhythm Charts; Make your own instrument!	Art: Drawing rabbits, Part 2	Music: Busy Buzzy Bee and Page's Train
<i>Latin</i> or <i>P.E.</i> ~5 min.		P.E.: Stretching Lesson	Latin:1st line of the Aeneid	P.E.: Jumping Paper Challenge	Latin: Vocabulary review	P.E.: Obstacle Course

Day 1 Instructions and Resources

Monday, 5/18

Math


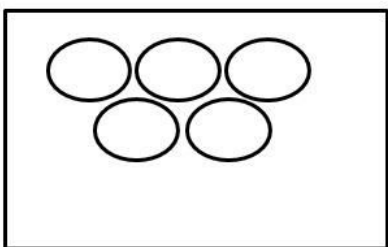
Calendar Time (5 min)

- Sing the days of the week and months of the year song and color in your calendar on the appropriate day (refer to the May calendar from the previous packet).


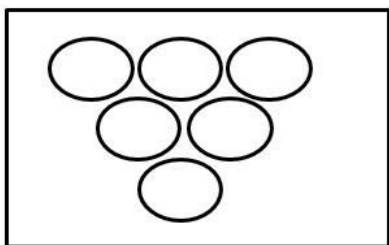
Math Lesson (about 10-15 min)

- Draw a set that has **more** in the box provided.
- Compare the sets and write them as a math sentence.
- Optional: Watch the video “ComparingSets” in Google Classroom.

Draw a set that has 2 more.



Draw a set that has 3 more.



Spalding/Literature

1. Write the word **me** in each box

--	--

2. Write the word **you** in each box

--	--

3. Find and underline the word: **me**₍₃₎

you₍₅₎

“Tell me more about me.”

“Well,” said Mother Bear, “once you thought you had no Birthday Cake, so you made Birthday Soup.”

“Oh, that was fun,” said Little Bear.

“And then you came with the cake. You always make me happy.”

Poetry

























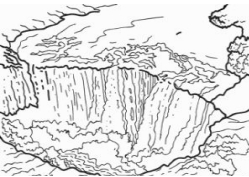





Poetry Review for Kindergarten

1. **Open Them, Shut Them** by Anonymous
2. **The Mighty Oak** by Anonymous
3. **The Whole Duty of Children** by Robert Louis Stevenson
4. **Happy Thought** by Robert Louis Stevenson
5. **Star Light, Star Bright** by Anonymous
6. **Hey, Diddle, Diddle** by Mother Goose
7. **Mary, Mary, Quite Contrary** by Mother Goose
8. **Georgie Porgie** by Anonymous
9. **Hickory, Dickory, Dock** by Anonymous
10. **Early to Bed** by John Clarke

History

World Landmarks and their Continents (10 min.)

- Sing the continents song and ocean song.
- Color the pictures.

 <p>North America</p> 	  
 <p>Europe</p> 	 
 <p>South America</p> 	 
 <p>Australia</p> 	 
 <p>Antarctica</p> 	 
 <p>Africa</p> 	  
 <p>Asia</p> 	 

Music

Warm-Up:

- ☐ Sing “Head Shoulders Knees and Toes” FOUR times while doing the motions
 - ☐ 1) thinking voice
 - ☐ 2) humming voice
 - ☐ 3) singing voice
 - ☐ 4) singing on the silly word “choo”

Engine Engine Number Nine:

- ☐ Tell the story in your speaking voice while moving your arms like the wheels of a train.

“Engine engine number nine,
Going down Chicago line.
If the train falls off the tracks,
Will I get my money back?
Yes, no, maybe so!
Toot, toot, toot, toot!”
- ☐ Now, use your singing voice and march around the room, yard, etc. to the steady **beat**. What does the beat do? Say it out loud! *The beat stays steady! The beat stays steady!*
- ☐ Standing still, tap the **rhythm** onto your elbow! What is rhythm? Tap and say it out loud! *Rhythm is the way the words go!* Here is a video of Ms. Caranto telling the story of Engine #9: <https://cloud.swivl.com/v/38e6353b703d335d26ef44903705c9eb>

For fun: Make a train line! Find someone in your house to be part of your train and march around to the steady beat while you tell the story of Engine #9! Make sure your arms are moving like the wheels of the train and make a fun train whistle sound before your train leaves the station - toot toot!

P.E.

Stretching Lesson

Video link of today's lesson: <https://cloud.swivl.com/v/62e43d303f12a6c35ba6570b4a300d79>

Hold each stretch for 20 seconds.

- ☐ Right arm across your body, then left arm across your body
- ☐ Right arm elbow to the sky and then left arm elbow to the sky (use your opposite hand to slightly pull elbow back)
- ☐ Feet together and try to touch your toes
- ☐ Cross your right foot over your left foot and try to touch your toes, repeat with your left foot crossing over your right foot. Remember to keep both feet flat on the ground and right next to each other (should look like your feet are backwards!)
- ☐ Clasp hands behind your back and try to raise your arms up behind you. Make sure to stand tall and look straight in front of you.
- ☐ Clasp your hands in front of you and have them even with your shoulders, now press your hands as far forward as you can but make sure you're still standing as tall as you can
- ☐ Clasp hands behind your back and this time bend over raising your hands towards the sky
- ☐ **SLOWLY and CAREFULLY** do the following neck movements:
 - ☐ Try and make your right ear touch your right shoulder. Keep your shoulders still and only move your neck. Only goes as far as it feels comfortable. Then do the same with your left ear to your left shoulder.
 - ☐ Neck rolls - you are going to go from the right side, to the front (chin touching your chest) then lean your neck to the left. Repeat this motion going back and forth as slow as you can. Make sure you're not leaning your neck backwards in this exercise.

Day 2 Instructions and Resources

Tuesday, 5/19

Math


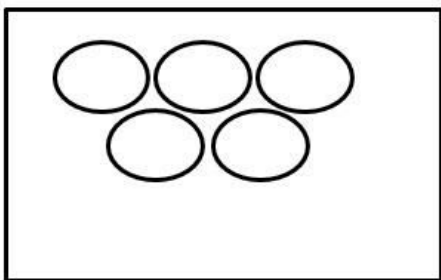
Calendar Time (5 min)

- Sing the days of the week and months of the year song and color in your calendar on the appropriate day (refer to the May calendar from the previous packet).


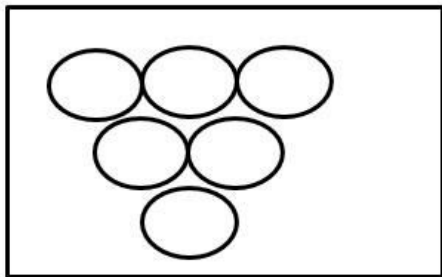
Math Lesson (about 10-15 min)

- Draw a set that has **less** in the box provided.
- Compare the sets and write them as a math sentence.

Draw a set that has 2 less.



Draw a set that has 3 less.



Spalding/Literature

1. Write the word **the** in each box

--	--

2. Write the word **and** in each box

--	--

3. Find and underline the words: the₍₃₎
and₍₃₎

The bird flew up into the sky.
He flew high over the hill. He
came back and said, "I can see
towns and castles. I can see
mountains and valleys. It is a
wonderful sight."

Poetry

Poetry Review for Kindergarten

1. **Old Mother Hubbard** by Anonymous
2. **One, Two, Buckle My Shoe** by Anonymous
3. **Goosey Gander** by Anonymous
4. **Ladybird, Ladybird** by Mother Goose
5. **Humpty Dumpty** by Mother Goose
6. **Peter, Peter, Pumpkin Eater** by Anonymous
7. **Jack Be Nimble** by Mother Goose
8. **Jack Sprat** by Anonymous
9. **Little Miss Muffet** by Mother Goose
10. **There was a Crooked Man** by Anonymous

Science

Explore and observe a living thing (10 min)


- Find something outside that is living. Anything. A plant, an animal or a mushroom.
- Take some time and look at it. Think of how it looked when it was a seed or when it was just born. Does it camouflage? Is it nocturnal? Where does it live?
- After taking some time to consider how this living thing has lived, draw a picture of it in the space provided.

My Living Thing




Art

This week we are inspired by the English artist Beatrix Potter. She was an amazing person who found her inspiration in nature. Here is a photo of Ms. Potter holding her pet rabbit. She would draw pictures and write wonderful stories in her many letters to children. They were so delightful and enjoyable that those letters became the base for her little books beautifully illustrated in watercolor and pencil. There are many stories and illustrations of rabbits. We are inspired by Ms. Potter and will be drawing rabbits this week!




Cover of The Tale of Peter Rabbit



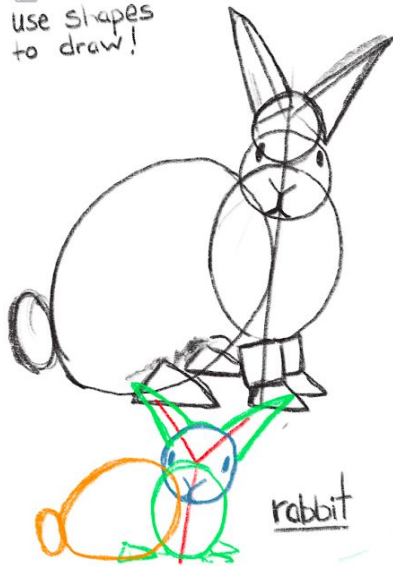
Beatrix Potter's original drawings

of rabbit (in a letter).

Today Practice drawing a rabbit by utilizing shapes. Draw in the empty space below.



use shapes
to draw!



rabbit

Latin

Memorize the first line of the Aeneid (stop after “ab orīs”)

Here is a video of Ms. Crimmins reciting all seven lines, but you only need to work on the first line this week. <https://cloud.swivl.com/v/97b74063044bb0454f2045ac771f07f6>

The first seven lines of

The Aeneid

By Vergil

Arma virumque cano, || Troiae quī prīmus ab orīs ||

Italiam, fato profugus, || Laviniaque venit

litora, || multum ille et terrīs || iactatus et alto ||

vī superum saevae memorem || Iunonis ob iram; ||

multa quoque et bello passus, || dum conderet urbem, ||

inferretque deos Latio, || genus unde Latīnum, ||

Albanīque patrēs, || atque altae moenia Romae.||

Day 3 Instructions and Resources

Wednesday, 5/20

Math



Calendar Time (5 min)

- Sing the days of the week and months of the year song and color in your calendar on the appropriate day (refer to the May calendar from the previous packet).

Math Lesson (about 10-15 min)

- Color the set that has **more**. How many more does the set have? Write it as a math sentence.

Directions: Color the set that has **more**. How many more does the set have? ____



Spalding/Literature

1. Write the word **he** in each box

--	--

2. Write the word **is** in each box

--	--

3. Find and underline the words: he₍₄₎ is₍₄₎

“Ah,” said Mother Bear. “He is sleeping. How sweet he is!”

Father picked up Little Bear and said, “Yes, he is a fine little cub. Tomorrow I will take him fishing.”

“Look at him,” said Grandmother. “He is such a good little one.”

Poetry

Poetry Review for Kindergarten

1. **Pussy Cat, Pussy Cat** by Mother Goose
2. **Tom, Tom, the Piper's Son** by Anonymous
3. **Little Bo Peep** by Mother Goose
4. **Baa, Baa, Black Sheep** by Mother Goose
5. **Jack and Jill** by Mother Goose
6. **Pease Porridge Hot** by Mother Goose
7. **To Market, To Market** by Anonymous
8. **Hot Cross Buns** by Anonymous
9. **Little Jack Horner** by Mother Goose

History

Pledge of Allegiance (10 min.)

- Fill in the blanks with the correct words.
- Use your best Spalding letter formation.
- Answers: pledge, flag, stands, with, all.


Pledge of Allegiance

I _____ allegiance to the _____
of the United States of America
and to the Republic
for which it _____,
one Nation under God,
indivisible, _____ liberty
and justice for _____.


Music

Engine Engine Number Nine:

- ☐ Tell the story using our Five Voices:
 - ☐ 1) thinking voice
 - ☐ 2) whisper voice
 - ☐ 3) humming voice
 - ☐ 4) speaking voice
 - ☐ 5) singing voice
- ☐ Choose one of the voices to tell the story and point to the steady **beat** below:



- ☐ Now, choose a different voice and point to the **rhythm** below. Remember that *rhythm is the way the words go*, so make sure that your tapping matches the words you're saying!



- ❑ **For fun:** Make an instrument to keep the steady beat while you tell the story!
 - ❑ To make a drum: use an empty can, a balloon to stretch over the opening, and rubber bands to hold the balloon in place!
 - ❑ To make an egg shaker: find an empty plastic Easter egg and fill it with either rice, beans, or lentils!

P.E.

Jumping Paper Challenge

Materials: 5 pieces of paper (or 5 items you can practice jumping over!)

Rules:

1. For this activity, you fold your piece of paper longwise for level one (easiest). If you want it more challenging, fold the paper in half widthwise (for level two), and for the most challenging level, leave your paper as is.
 2. Next you will space your 5 pieces of paper in a line (similar to a ladder laying on the floor), and remember to leave enough room between each paper so your feet can fit between them!
 3. Choose a side to start on and then complete the following challenges by jumping over your paper ladder 3 times each. Remember to jump over the paper and challenge yourself not to touch it the entire time!
-
- ☐ Jump with two feet
 - ☐ Hop with right foot only
 - ☐ Hop with left foot only
 - ☐ Sideways two foot jump facing to your right
 - ☐ Sideways two foot jump facing to your left
 - ☐ Zig zag shuffle between each paper (you will jump between and around the papers for this one, not jumping over it)
 - ☐ Around the World (For this you will only use one piece of paper. Start behind your paper, then jump to the right side of your paper, then to the front then to the left, then back to where you started. For an added challenge, see how FAST you can do this without touching your paper!)

I've attached the video link for today's lesson in the newsletter and on Google classroom.

Day 4 Instructions and Resources

Thursday, 5/21

Math

Calendar Time (5 min)

- Sing the days of the week and months of the year song and color in your calendar on the appropriate day (refer to the May calendar from the previous packet).


Math Lesson (about 10-15 min)

- Color the taller person in the first pair and the shorter person in the second pair.
- Optional: Draw a picture of your family. Be sure to draw the height differences between everyone in your family. Circle the tallest and shortest in your family.

Color the **taller** in the pair.



Color the **shorter** in the pair.



Spalding/Literature

1. Write the word **little** in each box

--	--

2. Write the word **mother** in each box

--	--

3. Find and underline the words: **little**₍₂₎
mother₍₃₎

A little mouse went for a walk with his mother. They went to the top of a hill and looked at the sky.

“Look!” said Mother. “We can see pictures in the clouds.”

The little mouse and his mother saw many pictures in the clouds.

Poetry

Poetry Review for Kindergarten

1. **Mary Had a Little Lamb** by Sarah Josepha Hale
2. **The More It Snows** by A.A. Milne
3. **My Nose** by Dorothy Aldis
4. **Try, Try Again** by William Edward Hickson
5. **Time to Rise** by Robert Louis Stevenson
6. **Thirty Days Hath September** by Mother Goose
7. **The Woodpecker** by Elizabeth Madox Roberts


Science

Weather/season exporation (10 min)

- Go outside and enjoy the weather.
- Use your senses and watch the clouds roll by, touch the parts of a plant and observe if it is soft or rough, and smell the Spring air.

Art

Please take out a new piece of paper and pencil. In the center of the paper draw a small rabbit (see Monday's art session). Then, with your pencil, draw a flourishing garden around your rabbit. Include things that rabbits like to eat like radishes and carrots and lettuce. These wonderful illustrations below are from the 1880 book called The Children's Object Book-the Library of Congress link to book-



<http://hdl.loc.gov/loc.rbc/juv.48867>.

It is inspiring to look at the detailed artwork that the artist created for this children's book. Find at least one object in this book you would like to include in your artwork today and *copy*.



Art from The Flopsy Bunnies

Finished artwork example

<https://cloud.swivl.com/v/24ffb99e60c76c84d3b5d6893a43b4d0>

Latin

-Say the following vocabulary words 3x each, 1x while standing, 1x while sitting and 1x while standing on one leg.

-Here is a video that will help you with the pronunciation of each word. There are more words on this video than you need to work on this week. Just stop the video once you have gotten to “lacus, lake”. <https://cloud.swivl.com/v/17fe7662be6e72f6dc19e243b972b494>

Latin	English	silva	forest
sōl	sun	arbor	tree
lūna	moon	prātum	meadow
stēlla	star	sōlitūdo	desert
terra	earth	aqua	water
mōns	mountain	flūmen	river
vallēs (alter. vallis)	valley	lacus	lake

Day 5 Instructions and Resources

Friday, 5/22

Math

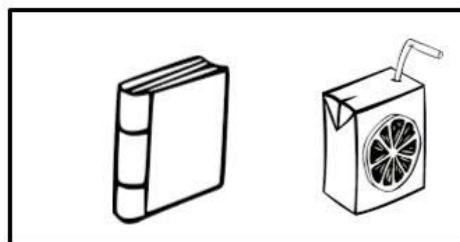



Calendar Time (5 min)

- Sing the days of the week and months of the year song and color in your calendar on the appropriate day (refer to the May calendar from the previous packet).

Math Lesson (about 10-15 min)

- Color the objects. Circle the one that weighs **more** in each pair.
- Optional: Compare the weight of other things around your house. Draw a picture of the things you compare. Can you tell that something is heavy or light just by looking at it?

Directions: Color the objects. Circle the one that weighs **more** in each pair.



Spalding/Literature

1. Write the word **will** in each box

--	--

2. Write the word **we** in each box

--	--

3. Find and underline the words: will₍₆₎ we₍₅₎

“Grasshopper,” said the butterflies,
“we like talking to you. We will meet
you every day at this time. We will sit
on this mushroom. You will sit right
there. We will tell you all about our
scratching and our flying. We will tell
you all about our napping and our
dreaming. You will listen just the way
you are listening now.”

Poetry

Poetry Review for Kindergarten

1. **Daffodowndilly** by A.A. Milne
2. **Tommy** by Gwendolyn Brooks
3. **Fuzzy Wuzzy** by Anonymous
4. **Peter Piper** by Anonymous
5. **Bed in Summer** by Robert Louis Stevenson

History

Geography of direction (10 min.)

- Enjoy a sunrise or sunset with your family.
- Identify the directions: North, South, East, and West.

Music

Busy Buzzy Busy Bee:

Let's get you up and moving! Using each of these voices, make sure you're moving around like a little "busy bee."

- ☐ First, sing in your thinking voice! Remember, this voice makes no sound but you can still show the words on your lips!
- ☐ Then, use your speaking voice and tell the story this way - read the word out loud: **high**
- ☐ Now, use your singing voice and tell the story this way - read the word out loud: **fast**
- ☐ Finally, use your whisper voice and tell the story this way - read the word out loud: **slow**

Page's Train:

- ☐ Sing the song with Page's name first and fill in your name for the SLOW part of the song. Move around the room, yard, etc. like a train - don't forget to move your arms too! Here's a video of Ms. Caranto singing the song:
<https://cloud.swivl.com/v/325159d22f154dc1ae58902a5427700b>

Fast: "Page's train runs so fast,
Can't see nothing but window glass!" (x2)

Slow: "_____'s train runs so slow,
There'll always be another row to hoe." (x2)

- ☐ Now, sing the song and use the names of people you know! E.g. Mom's train, Dad's train, etc.

For fun: Together with your parents, look up some information about the history of trains or how they work and enjoy learning something new!

- Alternatively, make a train line like you did with "Engine Engine Number Nine"! Find someone in your house to be part of your train and march around to the steady beat while you sing "Page's Train"! Make sure your arms are moving like the wheels of the train and make a fun train whistle sound before your train leaves the station - toot toot!

P.E.

Obstacle Course:

For today's lesson you will need to find some items you can use to create your own obstacle course! Feel free to time this lesson and share your fastest time with me or challenge people in your family to see who can complete the challenge the fastest!

Find the following items:

- ☐ 10 items you can jump over (pillows, stuffed animals, cones, etc.)
- ☐ 2 items you can crawl under (maybe a chair)
- ☐ 3 items you can climb over
- ☐ One item you can throw (small ball)
- ☐ A basket of some kind for you to throw the ball into

One way to set up your obstacle course is like this:

1. 3 items to jump over
2. 1 item to crawl under
3. 2 items to jump over
4. 2 item to crawl over
5. 2 items to jump over
6. 1 item to crawl under
7. 2 items to jump over
8. 1 item to crawl over
9. 1 item to jump over
10. Use your ball to shoot in the basket (make sure it's at least a few feet away. Keep shooting until you make it and when you make it you've completed the obstacle!

Added challenge: If you're completing this outside, ask your parents if you can do it while holding a cup of water! Try not to spill the water while you're going through the obstacle!

SPECIALS PARTICIPATION ACKNOWLEDGMENT

Name of student _____

Date _____

By signing this page I confirm my scholar completed the assigned activities this week for the specials classes listed.

Art : _____

Music : _____

Latin : _____

P.E : _____